



**DESIGN & CONSTRUCTION GROUP
THE GOVERNOR NELSON A. ROCKEFELLER
EMPIRE STATE PLAZA
ALBANY, NY 12242**

ADDENDUM NO. 1 TO PROJECT NO. M3134

**CONSTRUCTION, PLUMBING, AND ELECTRICAL WORK
REPLACE QUARRY TILE FLOOR
KITCHEN & DISHWASH AREA, BUILDING 12
RIVERVIEW CORRECTIONAL FACILITY
1110 TIBBITS DRIVE
OGDENSBURG, NY**

September 21, 2021

NOTE: This Addendum forms a part of the Contract Documents. Insert it in the Project Manual.
Acknowledge receipt of this Addendum in the space provided on the Bid Form.

DRAWINGS

1. Revised Drawings:
 - a. The complete set of PDF drawings is being reissued to alleviate the issue with reading the Certified digital stamps when utilizing the Adobe Acrobat viewer. There has been no change to the drawings other than to flatten them and replace the digital stamps with static stamps to ensure they are readable in Adobe Acrobat.

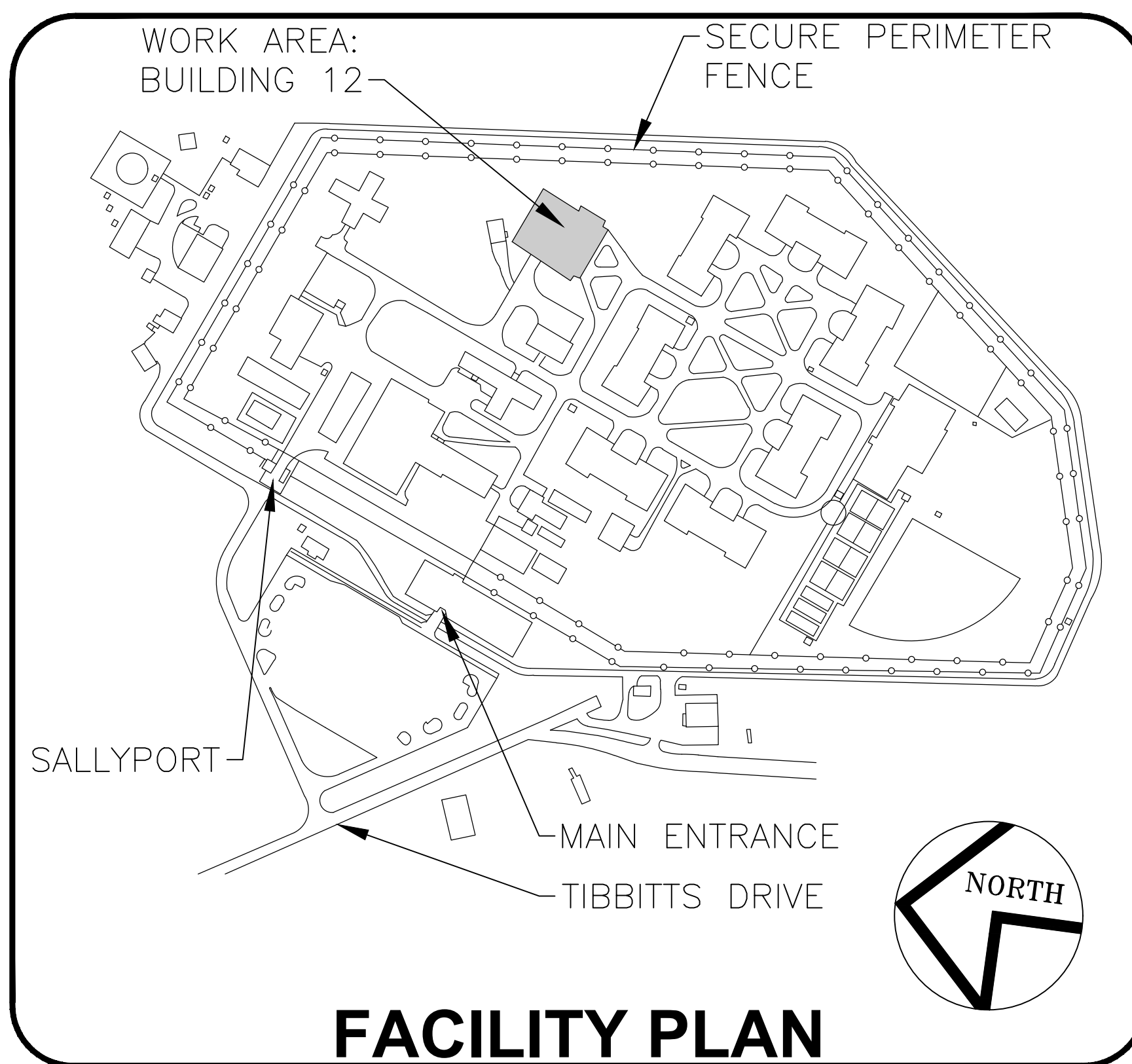
END OF ADDENDUM

Erik T. Deyoe, P.E.
Director, Division of Design
Design & Construction

REPLACE QUARRY TILE FLOOR KITCHEN & DISHWASH AREA, BUILDING 12

RIVERVIEW CORRECTIONAL FACILITY
1110 TIBBITTS DRIVE
OGDENSBURG, NY
O.G.S. PROJECT NO. M3134 - C, P, E

04/27/2021 BID DOCUMENTS



INDEX OF DRAWINGS

GENERAL:

- 01 G-001 TITLE SHEET
- 02 G-002 CODE DATA, CODE COMPLIANCE PLAN, WORK AREA PLAN
- 03 G-003 REFERENCE SITE PLAN

CONSTRUCTION:

- 04 A-100 EQUIPMENT RELOCATIONS
- 05 A-101 REMOVAL PLAN
- 06 A-102 FLOOR PLAN
- 07 A-103 WALL TYPES AND DETAILS

PLUMBING:

- 08 P-100 EQUIPMENT RELOCATIONS
- 09 P-101 KITCHEN REMOVAL PLAN
- 10 P-102 KITCHEN PLAN

ELECTRICAL:

- 11 E-100 EQUIPMENT RELOCATIONS
- 12 E-101 KITCHEN PLAN


NEW YORK
STATE OF
OPPORTUNITY.

**Corrections and
Community Supervision**

NEW YORK
STATE OF
OPPORTUNITY.

**Office of
General Services**

DESIGN & CONSTRUCTION



DRAWING NUMBER:
G-001
SHEET 01 of 12

CONSTRUCTION SAFEGUARDS:

- SCOPE, THE SAFETY OF THE CONSTRUCTION AREA AND ADJACENT PUBLIC AND PRIVATE PROPERTIES SHALL BE PROTECTED DURING CONSTRUCTION AND DEMOLITION AS FOLLOWS, IN ACCORDANCE WITH THE 2020 EBCNYS, CHAPTER 15 AND THE 2020 FCNYS, CHAPTER 33. COMPLIANCE WITH NFPA 241 IS REQUIRED FOR ITEMS NOT SPECIFICALLY ADDRESSED. THIS SPECIFICATION PRESCRIBES MINIMUM CONSTRAINTS FOR CONSTRUCTION TO PROVIDE REASONABLE SAFETY TO LIFE AND PROPERTY FROM FIRE DURING SUCH OPERATIONS.
- MAINTENANCE OF SAFE CONDITIONS, REQUIRED SAFETY ELEMENTS SUCH AS EXITS, EXISTING STRUCTURAL MEMBERS, FIRE PROTECTION DEVICES AND SANITARY SAFEGUARDS SHALL BE MAINTAINED AT ALL TIMES, EXCEPT WHERE THE BUILDING IS NOT OCCUPIED OR WHERE SUCH REQUIRED ELEMENTS ARE BEING ALTERED OR REPAIRED AND ADEQUATE SUBSTITUTE PROVISIONS ARE MADE.
- MEANS OF EGRESS, AN APPROVED PERMANENT OR TEMPORARY MEANS OF EGRESS SHALL BE MAINTAINED, AN EGRESS COMPONENT SHALL NOT BE DESTROYED UNLESS AND UNTIL A SUBSTITUTE MEANS OF EGRESS HAS BEEN PROVIDED.
- FIRE SAFETY DURING CONSTRUCTION AND REMOVAL ACTIVITY. FIRE SAFETY SHALL COMPLY WITH THE APPLICABLE REQUIREMENTS OF THE UNIFORM CODE, INCLUDING 2020 EBCNYS, CHAPTER 15 AND 2020 FCNYS, CHAPTER 33.
 - FIRE EXTINGUISHERS. PROVIDE PORTABLE FIRE EXTINGUISHERS FOR PROTECTION DURING CONSTRUCTION AND DEMOLITION AT EACH STAIRWAY ON EACH FLOOR LEVEL WHERE COMBUSTIBLE MATERIALS HAVE ACCUMULATED AND IN EVERY STORAGE AND CONSTRUCTION SHED. EXTINGUISHERS SHALL COMPLY WITH 2020 FCNYS, SECTION 906, SIZED FOR ORDINARY HAZARD UNLESS GREATER HAZARD IS SPECIFIED. ADDITIONAL PORTABLE FIRE EXTINGUISHERS SHALL BE PROVIDED WHERE SPECIAL HAZARDS EXIST, SUCH AS THE STORAGE AND USE OF FLAMMABLE AND COMBUSTIBLE LIQUIDS.
 - ANY BURNING, CUTTING OR WELDING SHALL REQUIRE PERMIT AND APPROVAL.
 - TEMPORARY ELECTRICAL INSTALLATIONS SHALL COMPLY WITH NFPA 70.
- MATERIAL HANDLING, EQUIPMENT AND MATERIALS SHALL BE STORED AND PLACED, AND WASTE SHALL BE REMOVED, AS DIRECTED BY THE DIRECTOR'S REPRESENTATIVE AND SO AS NOT TO ENDANGER THE PERSONS OR PROPERTY OR TO IMPEDE A MEANS OF EGRESS. PLACE MATERIAL AND WASTE SO AS NOT TO OBSTRUCT ACCESS TO FIRE HYDRANTS, STANDPIPES, FIRE EXTINGUISHERS, FIRE OR POLICE ALARM BOXES, CATCH BASINS, MANHOLES, RELEVANT UTILITY STRUCTURES, TRAFFIC OR OBSERVATION OF TRAFFIC SIGNALS. COMBUSTIBLE DEBRIS SHALL NOT BE ACCUMULATED ON SITE, AND SHALL BE REMOVED AT THE END OF EACH WORK SHIFT. RUBBISH CONTAINERS WITH A CAPACITY EXCEEDING 5.33 CUBIC FEET (40 GALLONS OR 0.15 CUBIC METERS) SHALL HAVE TIGHT-FITTING OR SELF CLOSING LIDS, AND SHALL BE CONSTRUCTED OF NONCOMBUSTIBLE MATERIAL OR MATERIAL THAT MEETS 2020 FCNYS SECTION 3304.2.3 (2). MATERIAL SUSCEPTIBLE TO SPONTANEOUS IGNITION SHALL BE STORED IN A LISTED DISPOSAL CONTAINER.

GENERAL CONSTRUCTION NOTES:

- EXISTING CONDITIONS NOTED ARE AS OF A SITE OBSERVATION. VERIFY ALL EXISTING CONDITIONS PRIOR TO BEGINNING WORK. RESOLVE ANY DISCREPANCY BETWEEN CONSTRUCTION DOCUMENTS AND ACTUAL CONDITIONS WITH THE DIRECTOR'S REPRESENTATIVE. VERIFY ALL EXISTING CONDITIONS PRIOR TO BEGINNING WORK. ANY DISCREPANCY BETWEEN CONSTRUCTION DOCUMENTS AND ACTUAL CONDITIONS ARE TO BE COORDINATED AND RESOLVED WITH THE DIRECTOR'S REPRESENTATIVE.
- DO NOT SCALE DRAWINGS. DIRECT ALL DIMENSIONAL DISCREPANCIES AND QUESTIONS TO THE DIRECTOR'S REPRESENTATIVE. OBTAIN WRITTEN DIRECTION FROM THE DIRECTOR'S REPRESENTATIVE ON ANY DIMENSIONAL DISCREPANCIES PRIOR TO PROCEEDING WITH THE WORK.
- ALL MATERIALS ARE TO BE AS SPECIFIED, OR "AS EQUAL" APPROVED BY THE DIRECTOR'S REPRESENTATIVE. MATERIALS SPECIFIED INDICATE QUALITY INTENT THAT WILL BE USED AS A BASIS FOR REVIEW OF MATERIAL SUBSTITUTION.
- PROVIDE TEMPORARY BARRICADES AROUND WORK AREAS AS REQUIRED TO PREVENT UNAUTHORIZED PERSONS FROM ENTERING THE WORK SITE.
- KEEP OPEN WALKWAYS FREE OF CONSTRUCTION DEBRIS, TYPICAL.
- CLEAN-UP THE WORKSITE AT THE END OF EACH DAY TO ENSURE THAT ALL CONSTRUCTION DEBRIS IS PROPERLY DISPOSED OF IN DUMPSTERS. FULL DUMPSTERS ARE TO BE REMOVED THAT DAY AND DISPOSED OF PROPERLY. COORDINATE WITH DIRECTOR'S REPRESENTATIVE THE LOCATION OF ALL DUMPSTERS ON-SITE INCLUDING SITE ACCESS REQUIREMENTS.
- ALL CONSTRUCTION TO COMPLY WITH APPLICABLE BUILDING CODES LISTED ON THIS SHEET, AS WELL AS ANY APPLICABLE LAWS, STATUTES AND ALL LOCAL RULES AND REGULATIONS.
- COMPLY WITH ALL LAWS, RULES, ORDINANCES AND ORDERS OF ANY PUBLIC AUTHORITY BEARING ON THE PERFORMANCE OF THE WORK.
- PRIOR TO STARTING WORK, SUBMIT FOR DIRECTOR'S REPRESENTATIVE APPROVAL A DETAILED SCHEDULE INDICATING ALL WORK THAT MIGHT AFFECT THE ADJACENT USE OF THE BUILDING/FACILITY.
- DO NOT INTERRUPT EXISTING UTILITY SERVICE WITHOUT AUTHORIZATION FROM THE DIRECTOR'S REPRESENTATIVE.
- STORE MATERIALS IN AREAS DESIGNATED BY THE DIRECTOR'S REPRESENTATIVE. DELIVERY OF MATERIALS ARE TO BE AS DIRECTED BY THE DIRECTOR'S REPRESENTATIVE.
- ALL EXISTING BUILDING ELEMENTS TO REMAIN ARE TO BE APPROPRIATELY PROTECTED FOR THE DURATION OF THE CONSTRUCTION PERIOD. ANY DAMAGES INCURRED DURING CONSTRUCTION WILL BE REPAIRED AT THE CONTRACTOR'S EXPENSE.
- PROTECT FROM DAMAGE ALL ADJACENT AREAS TO REMAIN, SUCH AS LANDSCAPING, EXTERIOR AND INTERIOR BUILDING SURFACES.

HAZARDOUS MATERIAL NOTES:

- EXISTING SUSPECT BUILDING MATERIALS RELATED TO THE RENOVATION WORK HAVE BEEN TESTED FOR ASBESTOS, LEAD, AND PCB CONTENT.
- SEE LIMITED SURVEY FOR ASBESTOS CONTAINING MATERIALS, LEAD-BASED PAINT & PCB'S IN THE APPENDIX OF EACH TRADE PROJECT MANUAL.

CODE DATA

2020 EXISTING BUILDING CODE OF NYS (2020 EBCNYS)
ADOPTS THE INTERNATIONAL EXISTING BUILDING CODE (IEBC 2018) WITH AMENDMENTS

2020 BUILDING CODE OF NEW YORK STATE (2020 BCNYS)
ADOPTS THE INTERNATIONAL BUILDING CODE (IBC 2018) WITH AMENDMENTS

2020 PLUMBING CODE OF NEW YORK STATE (2020 PCNYS)
ADOPTS INTERNATIONAL PLUMBING CODE (IPC 2018) WITH AMENDMENTS

2020 MECHANICAL CODE OF NEW YORK STATE (2020 MCNYS)
ADOPTS INTERNATIONAL MECHANICAL CODE (IMC 2018) WITH AMENDMENTS

2020 FIRE CODE OF NEW YORK STATE (2020 FCNYS)
ADOPTS INTERNATIONAL FIRE CODE (IFC 2018) WITH AMENDMENTS

2020 ENERGY CONSERVATION CONSTRUCTION CODE OF NEW YORK STATE (2020 ECCCNYS)
ADOPTS INTERNATIONAL ENERGY CONSERVATION CODE (IECC 2018) WITH AMENDMENTS

PROJECT TYPE: WORK AREA 1 AND WORK AREA 2
ALTERATION - LEVEL 1 REMOVAL AND REPLACEMENT OF THE EXISTING QUARRY TILE FLOOR SYSTEM USING A NEW QUARRY TILE FLOOR SYSTEM THAT SERVES THE SAME PURPOSE.

WORK INVOLVED:
GENERAL CONSTRUCTION, PLUMBING, ELECTRICAL, FIRE PROTECTION

2020 BCNYS
CHAPTER 3 USE AND OCCUPANCY CLASSIFICATION
INSTITUTIONAL I-3

CHAPTER 5 GENERAL BUILDING HEIGHTS AND AREAS
THE EXISTING BUILDING HEIGHT AND AREA ARE NOT ALTERED.

CHAPTER 6 TYPES OF CONSTRUCTION
THE EXISTING STRUCTURE IS TYPE I-A - NON-COMBUSTIBLE CONSTRUCTION. THE NEW WORK WILL CONFORM TO THE REQUIREMENTS OF THAT CONSTRUCTION TYPE.

2020 EBCNYS
CHAPTER 1 GENERAL REQUIREMENTS

101.4 APPLICABILITY
THE 2020 EBCNYS SHALL APPLY TO THE...ALTERATION...OF EXISTING BUILDINGS.

101.5 SAFEGUARDS DURING CONSTRUCTION
CONSTRUCTION WORK COVERED IN THIS CODE, INCLUDING ANY RELATED DEMOLITION (OR REMOVALS), SHALL COMPLY WITH 2020 EBC2020, CHAPTER 15.

CHAPTER 3 PROVISIONS FOR ALL COMPLIANCE METHODS

301.3.2 WORK AREA COMPLIANCE METHOD.
ALTERATIONS...COMPLYING WITH THE APPLICABLE REQUIREMENTS OF 2020 EBCNYS, CHAPTERS 6 - 12 SHALL BE CONSIDERED IN COMPLIANCE.

SECTION 305 ACCESSIBILITY FOR EXISTING BUILDINGS

305.3 EXTENT OF APPLICATION
ALTERATIONS SHALL NOT REDUCE THE ACCESSIBILITY OF A FACILITY OR PORTION OF A FACILITY. THE LEVEL OF ACCESSIBILITY IN THE EXISTING KITCHEN WILL REMAIN UNCHANGED.

305.6 ALTERATIONS
A FACILITY THAT IS ALTERED SHALL COMPLY WITH THE APPLICABLE PROVISIONS OF CHAPTER 11 OF THE 2020 BCNYS.

BCNYS 2020 CHAPTER 11
1103.2.13 DETENTION AND CORRECTIONAL FACILITIES
THE KITCHEN IS CONSIDERED A COMMON USE AREA USED ONLY BY INMATES AND SECURITY PERSONNEL. IT DOES NOT SERVE HOUSING UNITS THAT ARE REQUIRED TO BE ACCESSIBLE; THEREFORE, THE KITCHEN IS NOT REQUIRED TO COMPLY WITH CHAPTER 11 BC NYS 2020.

305.7 ALTERATIONS AFFECTING AN AREA CONTAINING A PRIMARY FUNCTION
THE WORK AREAS INCLUDE A PRIMARY FUNCTION (KITCHEN). THE ROUTE TO THE PRIMARY FUNCTION IS ACCESSIBLE IN THE EXISTING BUILDING. THE ALTERATIONS MAINTAIN THE ACCESSIBLE ROUTE TO THE PRIMARY FUNCTION.

305.8 SCOPING FOR ALTERATIONS
THE PROVISIONS OF SECTIONS 305.8.1 THROUGH 305.8.15 SHALL APPLY TO ALTERATIONS TO EXISTING BUILDINGS.

305.8.14 THRESHOLDS
THE MAXIMUM HEIGHT OF THRESHOLDS AT DOORWAYS SHALL BE 3/4 INCH. SUCH THRESHOLDS SHALL HAVE BEVELED EDGES ON BOTH SIDES.

CHAPTER 6 CLASSIFICATION OF WORK

SECTION 602 ALTERATION - LEVEL 1
THE PROJECT INCLUDES THE REMOVAL AND REPLACEMENT OF AN EXISTING QUARRY TILE FLOOR SYSTEM USING A NEW QUARRY TILE FLOOR SYSTEM THAT SERVES THE SAME PURPOSE. THE WORK AREA IS LESS THAN 50% OF THE BUILDING AREA.

CHAPTER 7 ALTERATIONS - LEVEL 1

701.1 SCOPE
LEVEL 1 ALTERATIONS AS DESCRIBED IN SECTION 602 SHALL COMPLY WITH THE REQUIREMENTS OF CHAPTER 7.

SECTION 702 INTERIOR FINISHES

702.1 INTERIOR FINISHES
NEW WALL FINISHES ARE CLASS A WHICH EXCEEDS THE REQUIREMENTS OF 2020 BCNYS, TABLE 803.13. ROOMS AND ENCLOSED SPACES IN A SPRINKLERED BUILDING ARE REQUIRED TO BE CLASS C MINIMUM.

SECTION 703 FIRE PROTECTION

703.1 GENERAL
THE ALTERATIONS DO NOT IMPACT THE LEVEL OF FIRE PROTECTION PROVIDED.

SECTION 704 MEANS OF EGRESS

704.1 GENERAL
THE ALTERATIONS DO NOT IMPACT THE LEVEL OF FIRE PROTECTION PROVIDED FOR THE MEANS OF EGRESS.

SECTION 707 ENERGY CONSERVATION

707.1 MINIMUM REQUIREMENTS
LEVEL 1 ALTERATIONS TO EXISTING BUILDINGS DO NOT REQUIRE THE ENTIRE BUILDING TO COMPLY WITH 2020 ECCCNYS. DUE TO THE LIMITED SCOPE OF THIS PROJECT THE REQUIREMENTS OF 2020 ECCCNYS ARE NOT APPLICABLE TO THIS PROJECT.

CHAPTER 15 CONSTRUCTION SAFEGUARDS

(SEE CONSTRUCTION SAFEGUARDS NOTES ON THIS SHEET)

SECTION 1501 GENERAL

1501.2 STORAGE AND PLACEMENT
CONSTRUCTION EQUIPMENT AND MATERIALS SHALL BE STORED AND PLACED SO AS NOT TO ENDANGER THE PUBLIC, THE WORKERS, OR ADJOINING PROPERTY FOR THE DURATION OF THE CONSTRUCTION PROJECT.

1501.3 ALTERATIONS, REPAIRS, AND ADDITIONS
REQUIRED EXITS, EXISTING STRUCTURAL ELEMENTS, FIRE PROTECTION DEVICES AND SANITARY SAFEGUARDS SHALL BE MAINTAINED AT ALL TIMES DURING CONSTRUCTION.

1501.4 MANNER OF REMOVAL
WASTE MATERIALS SHALL BE REMOVED IN A MANNER THAT PREVENTS INJURY OR DAMAGE TO PERSONS, ADJOINING PROPERTIES AND PUBLIC RIGHT-OF-WAY.

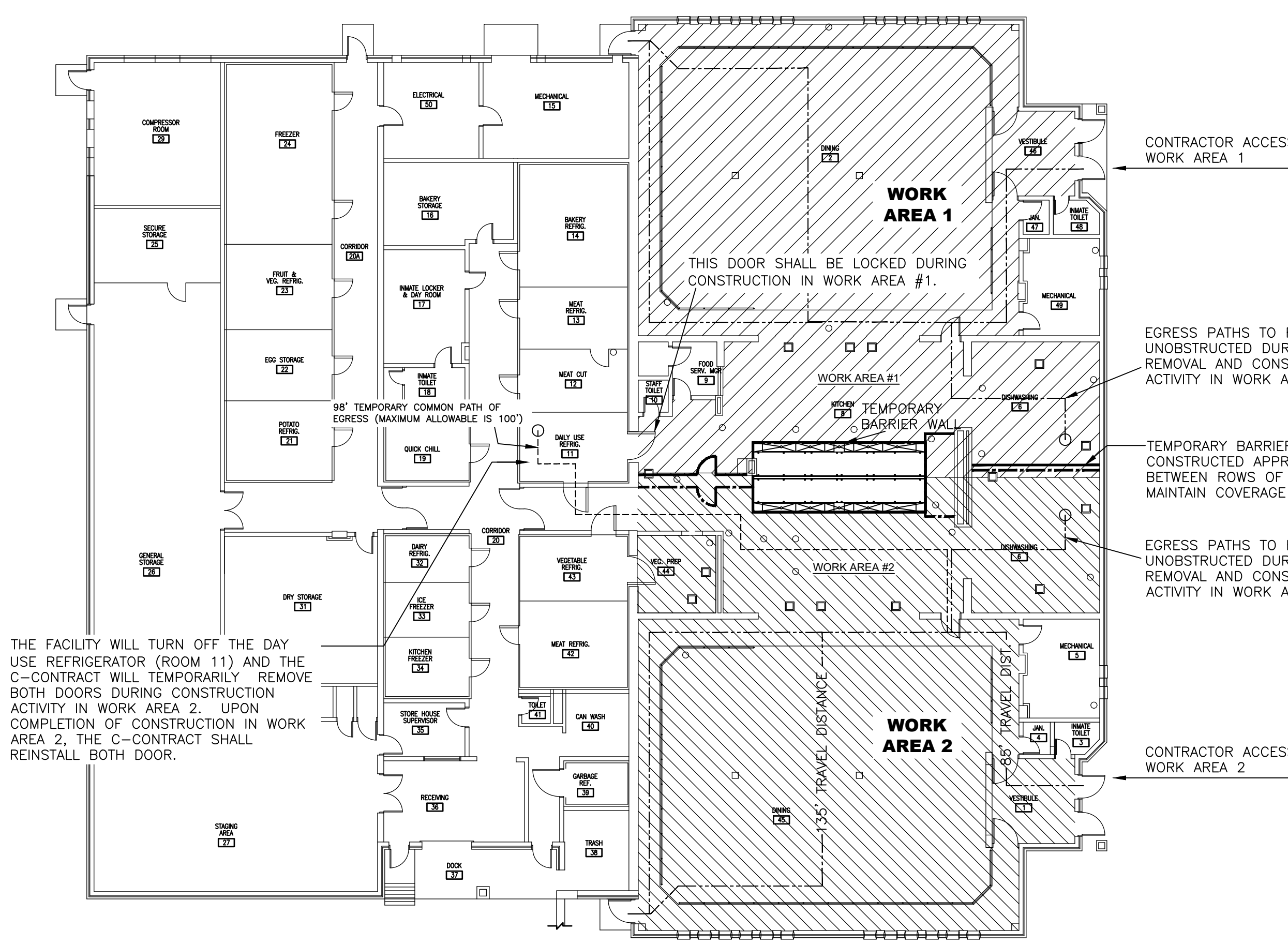
1501.5 FIRE SAFETY DURING CONSTRUCTION
FIRE SAFETY DURING CONSTRUCTION SHALL COMPLY WITH THE APPLICABLE REQUIREMENTS OF BC NYS 2020 AND CHAPTER 33 OF THE FC NYS 2020.

SECTION 1504 FIRE EXTINGUISHERS

1504.1 THE PROJECT IS TO BE PROVIDED WITH NOT FEWER THAN ONE APPROVED PORTABLE FIRE EXTINGUISHERS IN ACCORDANCE WITH SECTION 906 OF THE 2020 FCNYS IN EVERY STORAGE AND CONSTRUCTION SHED AND WHEREVER SPECIAL HAZARDS EXIST, SUCH AS THE STORAGE AND USE OF FLAMMABLE AND COMBUSTIBLE LIQUIDS.

SECTION 1505 MEANS OF EGRESS

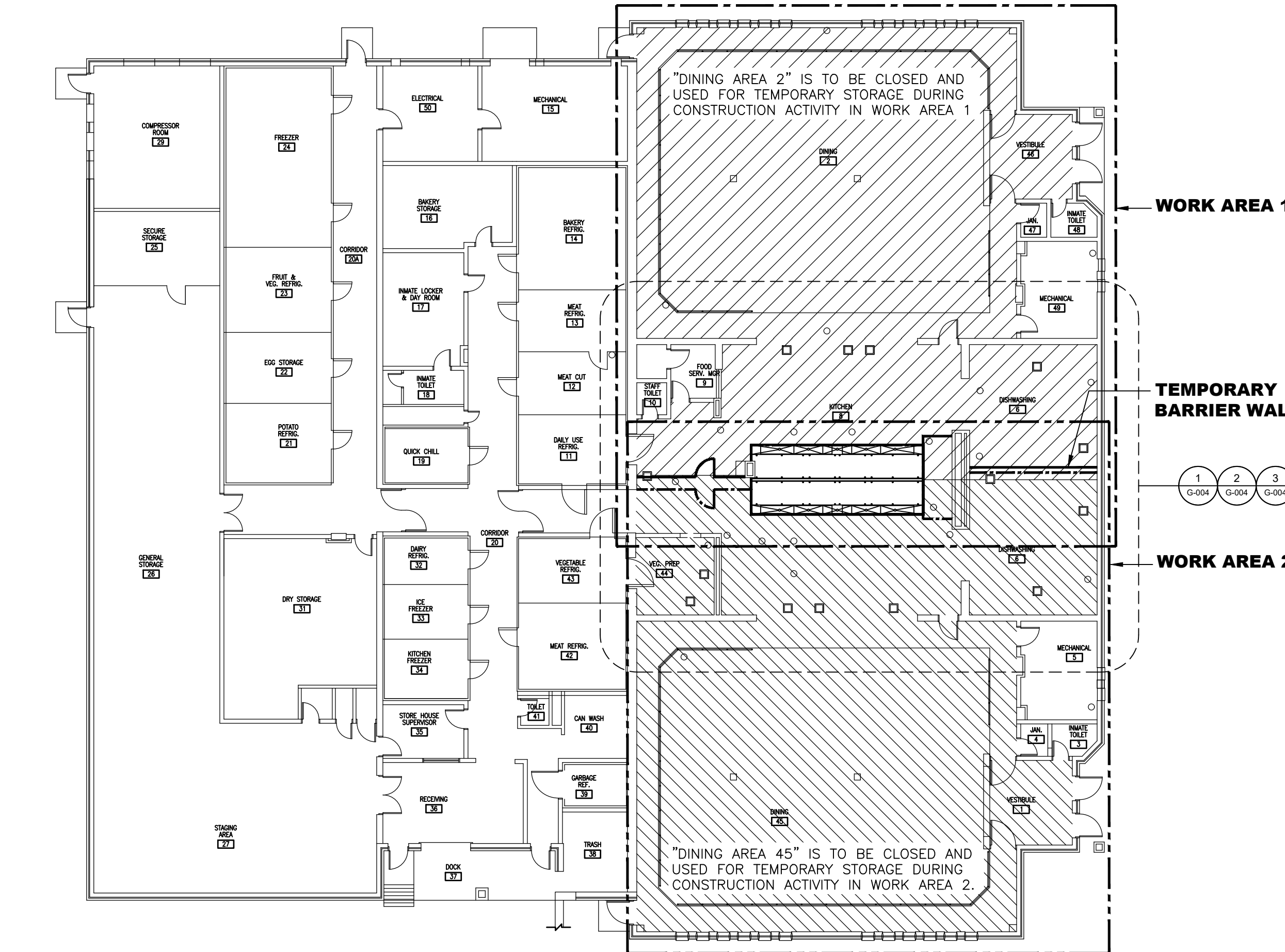
1505.2 MEANS OF EGRESS AND REQUIRED ACCESSIBLE MEANS OF EGRESS ARE TO BE MAINTAINED AT ALL TIMES DURING CONSTRUCTION, REMOVALS, AND ALTERATIONS.



THE FACILITY WILL TURN OFF THE DAY USE REFRIGERATOR (ROOM 11) AND THE C-CONTRACT WILL TEMPORARILY REMOVE BOTH DOORS DURING CONSTRUCTION ACTIVITY IN WORK AREA 2. UPON COMPLETION OF CONSTRUCTION IN WORK AREA 2, THE C-CONTRACT SHALL REINSTALL BOTH DOOR.

CODE COMPLIANCE PLAN

SCALE: 1/16" = 1'-0"



WORK AREA PLAN

SCALE: 1/16" = 1'-0"

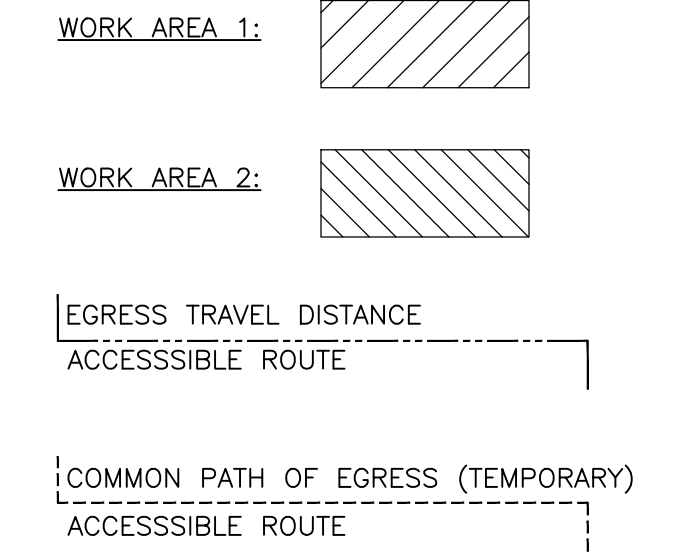
BUILDING CODE COMPLIANCE:

COMPLIANCE STATEMENT: TO THE BEST OF THE REGISTERED DESIGN PROFESSIONAL'S KNOWLEDGE, BELIEF, AND PROFESSIONAL JUDGEMENT, THESE DRAWINGS AND / OR SPECIFICATIONS ARE IN COMPLIANCE WITH THE THE 2020 UNIFORM CODE.

ENERGY CODE COMPLIANCE:

COMPLIANCE STATEMENT: TO THE BEST OF THE REGISTERED DESIGN PROFESSIONAL'S KNOWLEDGE, BELIEF, AND PROFESSIONAL JUDGEMENT, THESE DRAWINGS AND / OR SPECIFICATIONS ARE IN COMPLIANCE WITH THE 2020 ENERGY CODE.

CODE COMPLIANCE PLAN & WORK AREA PLAN SYMBOLS LEGEND



WORK AREA SEQUENCING REQUIREMENTS

- WORK AREA 1 MUST BE COMPLETE AND ABLE TO BE OCCUPIED PRIOR TO COMMENCEMENT OF THE WORK IN WORK AREA 2.
- WORK AREA 1 INCLUDES THE EAST SIDE OF THE KITCHEN AND DISHWASHING AREA AND DINING AREA 2. COORDINATION BETWEEN THE C, E, AND P CONTRACTS IS REQUIRED TO DISCONNECT, RELOCATE, AND RECONNECT EQUIPMENT AS DESCRIBED ELSEWHERE IN THIS SET OF DRAWINGS.
- C-CONTRACT TO PROVIDE TEMPORARY BARRIER WALL. SEE SHEET A-101 AND A-103 FOR FURTHER DETAIL.
UPON COMPLETION OF CONSTRUCTION IN WORK AREA 1, THE TEMPORARY BARRIER WALL MUST BE RELOCATED TO ACCOMMODATE CONSTRUCTION IN WORK AREA 2.
- WORK AREA 2 INCLUDES THE WEST SIDE OF THE KITCHEN AND DISHWASHING AREA AND DINING AREA 45. COORDINATION BETWEEN THE C, E, AND P CONTRACTS IS REQUIRED TO DISCONNECT, RELOCATE, AND RECONNECT EQUIPMENT AS DESCRIBED ELSEWHERE IN THIS SET OF DRAWINGS.

NEW YORK STATE OF OFFICERS **Office of General Services**
DESIGN & CONSTRUCTION

CONSULTANT
BCA ARCHITECTS ENGINEERS Bernier, Carr & Associates, Engineers, Architects and Land Surveyors, P.C.

WARNING:
THE ALTERATION OF THIS MATERIAL IN ANY WAY, UNLESS DONE UNDER THE DIRECTION OF A COMPARABLE PROFESSIONAL, I.E. ARCHITECT FOR AN ARCHITECT, ENGINEER FOR AN ENGINEER OR LANDSCAPE ARCHITECT FOR A LANDSCAPE ARCHITECT, IS A VIOLATION OF THE NEW YORK STATE EDUCATION LAW AND/OR REGULATIONS AND IS A CLASS "A" MISDEMEANOR.

CONTRACT: **GENERAL**

TITLE: **REPLACE QUARRY TILE FLOOR KITCHEN & DISHWASH AREA, BUILDING 12**

LOCATION: **RIVERVIEW CORRECTIONAL FACILITY 1110 TIBBITTS DR. OGDENSBURG, NY 13669**

CLIENT: **OFFICE OF GENERAL SERVICES**

MARK	DATE	DESCRIPTION
01	09/21/2021	ADDENDUM #1
	04/27/2021	BID DOCUMENTS
PROJECT NUMBER:	M3134 - C	
DESIGNED BY:	TCO	
DRAWN BY:	TCO	
FIELD CHECK:		
APPROVED:		
SHEET TITLE:	CODE DATA CODE COMPLIANCE PLAN WORK AREA PLAN	
DRAWING NUMBER:	G-002	
SHEET	02	OF 12

CONSULTANT



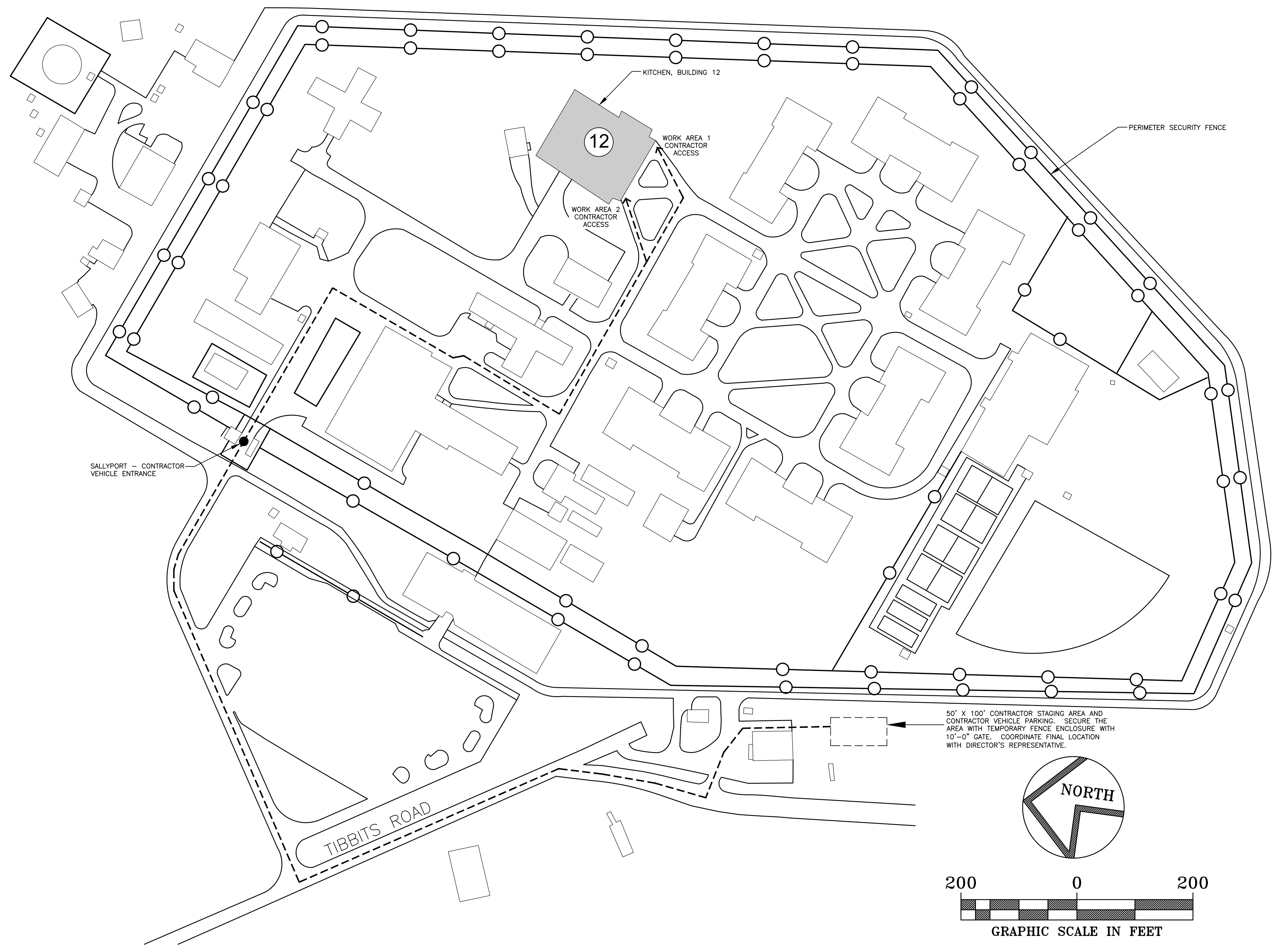
Barier, Carr & Associates, Engineers, Architects and Land Surveyors, P.C.

WARNING:
THE ALTERATION OF THIS MATERIAL IN ANY WAY, UNLESS DONE UNDER THE DIRECTION OF A COMPARABLE PROFESSIONAL, I.E. ARCHITECT FOR AN ARCHITECT, ENGINEER FOR AN ENGINEER OR LANDSCAPE ARCHITECT FOR A LANDSCAPE ARCHITECT, IS A VIOLATION OF THE NEW YORK STATE EDUCATION LAW AND/OR REGULATIONS AND IS A CLASS "A" MISDEMEANOR.



CONTRACT: **GENERAL**
 TITLE: REPLACE QUARRY TILE FLOOR KITCHEN & DISHWASH AREA, BUILDING 12
 LOCATION: RIVERVIEW CORRECTIONAL FACILITY
 1110 TIBBITTS DR.
 OGDENSBURG, NY 13669
 CLIENT: OFFICE OF GENERAL SERVICES

MARK	DATE	DESCRIPTION
01	09/21/2021	ADDENDUM #1
	04/27/2021	BID DOCUMENTS
PROJECT NUMBER:		M3134 - C
DESIGNED BY:		TCO
DRAWN BY:		TCO
FIELD CHECK:		
APPROVED:		
SHEET TITLE:		
REFERENCE SITE PLAN		
DRAWING NUMBER:		
G-003		
SHEET 03 OF 12		



WARNING:
THE ALTERATION OF THIS MATERIAL IN ANY WAY, UNLESS DONE UNDER THE DIRECTION OF A COMPARABLE PROFESSIONAL, I.E. ARCHITECT FOR AN ARCHITECT, ENGINEER FOR AN ENGINEER OR LANDSCAPE ARCHITECT FOR A LANDSCAPE ARCHITECT, IS A VIOLATION OF THE NEW YORK STATE EDUCATION LAW AND/OR REGULATIONS AND IS A CLASS 'A' MISDEMEANOR.



CONSTRUCTION
TITLE: REPLACE QUARRY TILE FLOOR KITCHEN & DISHWASH AREA, BUILDING 12
LOCATION: RIVERVIEW CORRECTIONAL FACILITY
1110 TIBBITTS DR.
OGDENSBURG, NY 13669
CLIENT: OFFICE OF GENERAL SERVICES

MARK	DATE	DESCRIPTION
01	09/21/2021	ADDENDUM #1
	04/27/2021	BID DOCUMENTS
PROJECT NUMBER: M3134 - C		
DESIGNED BY: TCO		
DRAWN BY: JPC		
FIELD CHECK:		
APPROVED:		
SHEET TITLE: EQUIPMENT RELOCATIONS		
DRAWING NUMBER: A-100		
SHEET 04 OF 12		

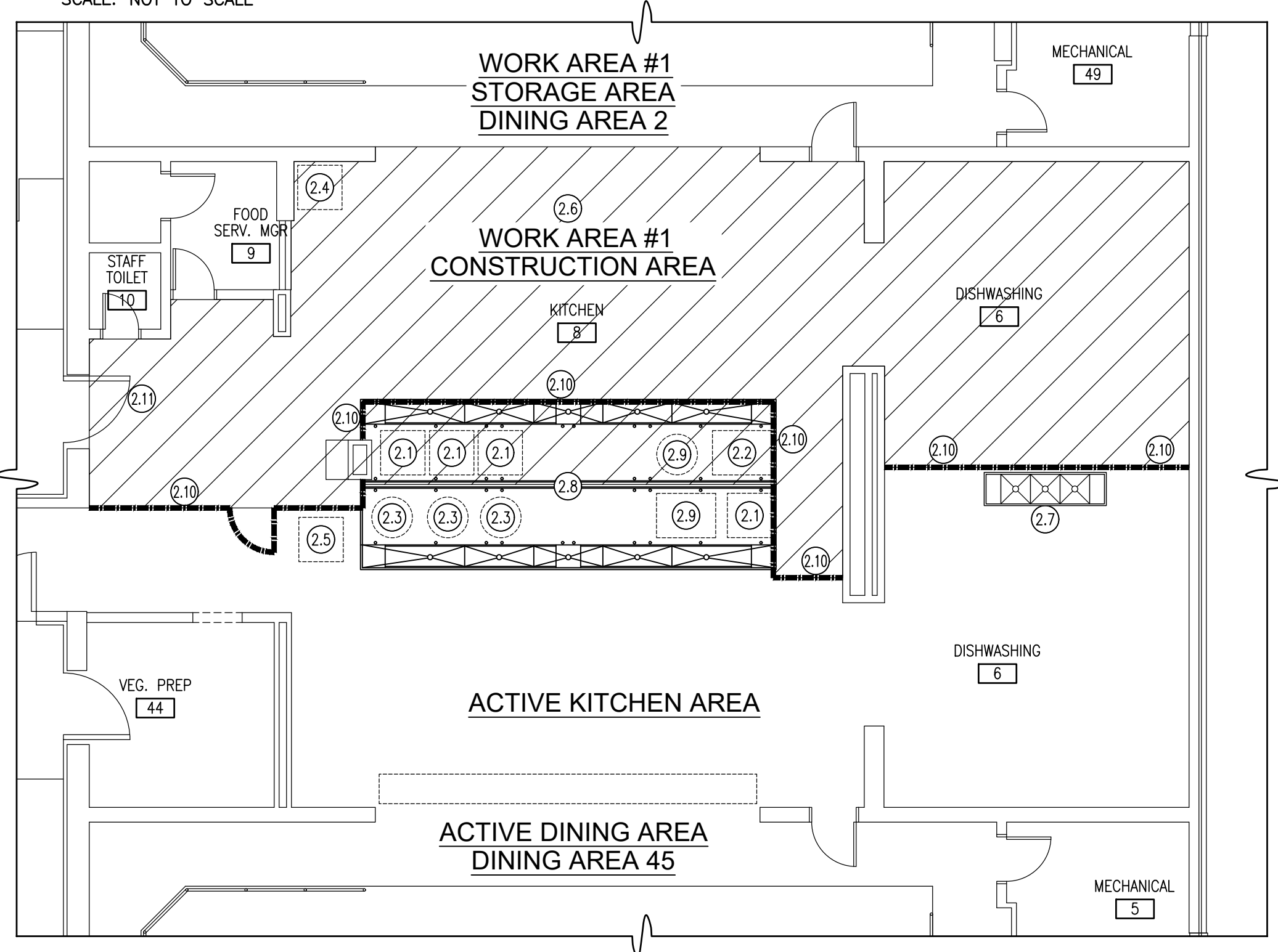
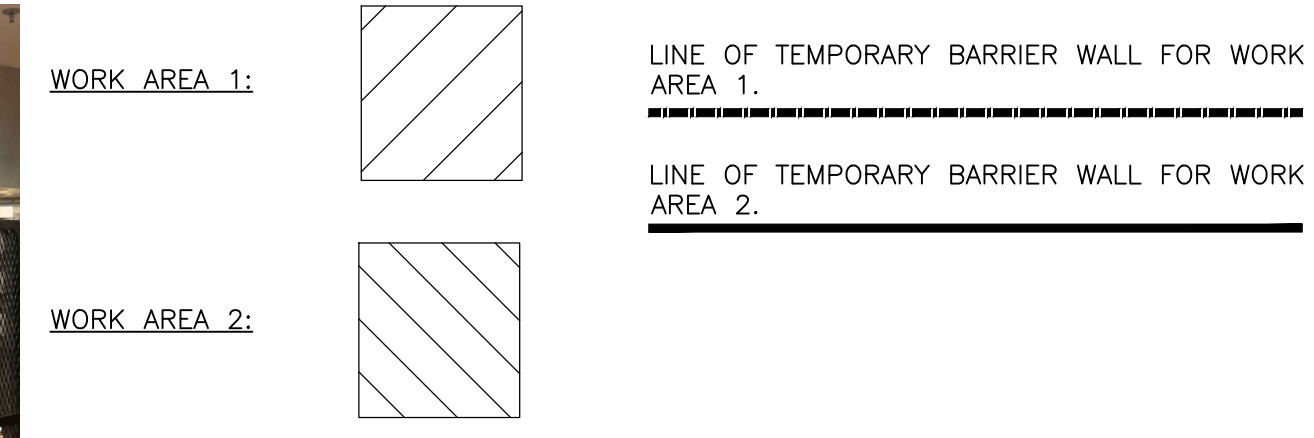
GENERAL NOTES:

- A. INSTALLATION AND RELOCATION OF THE TEMPORARY BARRIER WALL MUST BE COORDINATED WITH THE DIRECTOR'S REPRESENTATIVE AND PERFORMED BETWEEN 11:00 PM AND 7:00 AM.
 - B. TEMPORARY RELOCATION OF KITCHEN EQUIPMENT MUST BE PERFORMED BETWEEN 11:00 PM AND 7:00 PM AND COORDINATED WITH THE DIRECTOR'S REPRESENTATIVES. THIS INCLUDES TEMPORARY UTILITIES FOR EQUIPMENT.
 - C. ALL EQUIPMENT THAT HAS BEEN TEMPORARILY RELOCATED IS TO BE RETURNED TO ITS ORIGINAL LOCATION UPON COMPLETION OF THE DIRECTIVES LISTED IN KEYNOTES 5 - 13 AND UPON COMPLETION OF ALL CONSTRUCTION ACTIVITIES. UNLESS NOTED OTHERWISE C-CONTRACT TO RETURN ALL EQUIPMENT TO ITS ORIGINAL LOCATION, E-CONTRACT TO RECONNECT ALL ELECTRICAL SERVICES, AND P-CONTRACT TO RECONNECT ALL PLUMBING SERVICES.
 - D. IN AREA WHERE WORK AREA 1 AND WORK AREA 2 OVERLAP, PROVIDE TILE FLOOR PROTECTION DURING CONSTRUCTION ACTIVITY IN WORK AREA 2. SEE SHEET A-101.
- DETAIL 2 KEY NOTES:**
- 2.1 EXISTING OVEN TO REMAIN.
 - 2.2 EXISTING SKITTLE TO REMAIN.
 - 2.3 EXISTING STEAM KETTLE TO REMAIN.
 - 2.4 REMOVE ICE MACHINES TO DINING AREA 2 AND STORE FOR REINSTALLATION. (C) CONTRACT TO REMOVE AND STORE. (P) CONTRACT TO DISCONNECT AND CAP PLUMBING SERVICES. (E) CONTRACT TO DISCONNECT WIRING AND CONDUIT.
 - 2.5 RELOCATE ICE MACHINE TO ACTIVE SIDE OF THE KITCHEN DURING CONSTRUCTION IN WORK AREA #1. (C) CONTRACT TO RELOCATE SINK. (P) CONTRACT TO PROVIDE TEMPORARY PLUMBING CONNECTIONS. (E) CONTRACT TO PROVIDE TEMPORARY POWER.
 - 2.6 REMOVE SERVING LINE TO DINING AREA 2 AND STORE FOR REINSTALLATION. (C) CONTRACT TO REMOVE AND STORE. (E) CONTRACT TO DISCONNECT WIRING AND CONDUIT.
 - 2.7 RELOCATE THREE COMPARTMENT SINK TO THE ACTIVE SIDE OF THE KITCHEN DURING CONSTRUCTION IN WORK AREA #1. (C) CONTRACT TO RELOCATE SINK. (P) CONTRACT TO PROVIDE TEMPORARY PLUMBING CONNECTIONS. (E) CONTRACT TO DISCONNECT WIRING AND CONDUIT.
 - 2.8 EXISTING CURB TO REMAIN.
 - 2.9 (1) STEAM KETTLE AND (1) SKITTLE TO SWAP LOCATIONS FOR THE DURATION OF CONSTRUCTION. (C) CONTRACT TO RELOCATE EQUIPMENT AND UTILIZE EXISTING ELECTRICAL OUTLETS LOCATED IN THE CURB THAT DIVIDES STAINLESS STEEL PAN. (P) CONTRACT TO PROVIDE ALL TEMPORARY PLUMBING CONNECTIONS. (E) CONTRACT TO DISCONNECT WIRING AND CONDUIT.
 - 2.10 (C) CONTRACT TO PROVIDE TEMPORARY BARRIER WALL FOR WORK AREA #1. SEE A-101 AND A-103 FOR DETAILS. AT THE CONCLUSION OF CONSTRUCTION ACTIVITIES IN WORK AREA #1 (C) CONTRACT TO REMOVE TEMPORARY BARRIER WALL FROM THIS LOCATION.
 - 2.11 THIS DOOR WILL BE LOCKED DURING CONSTRUCTION IN WORK AREA #1.

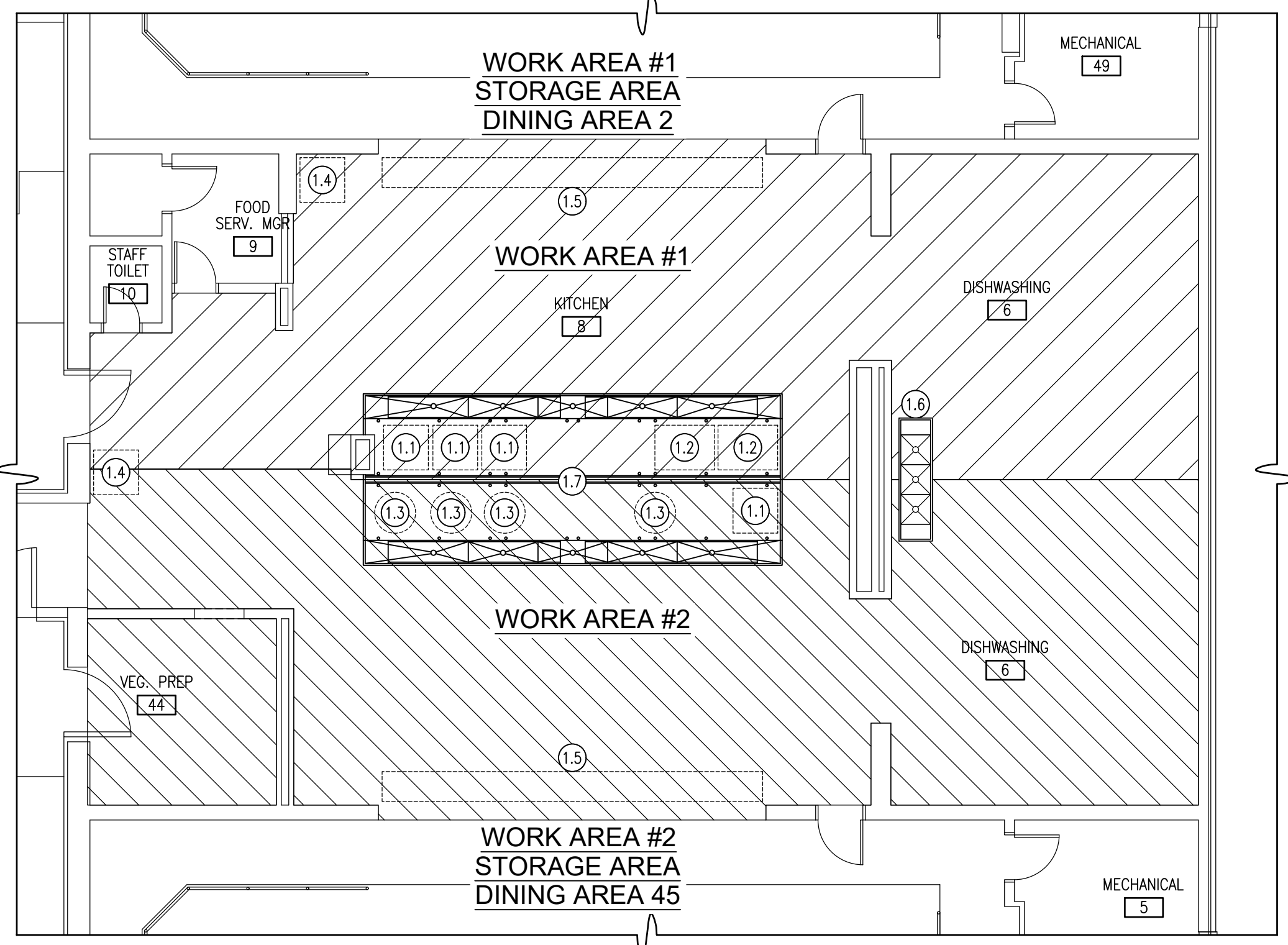
DETAIL 1 KEY NOTES:

- 1.1 EXISTING OVEN.
- 1.2 EXISTING SKITTLE.
- 1.3 EXISTING STEAM KETTLE.
- 1.4 EXISTING ICE MACHINE.
- 1.5 EXISTING SERVING LINE.
- 1.6 EXISTING THREE COMPARTMENT SINK.
- 1.7 EXISTING CURB THAT DIVIDES THE STAINLESS STEEL PAN AND HOUSES EXISTING ELECTRICAL CONNECTIONS FOR THE OVENS, STEAM KETTLES, AND SKITTLES.

SYMBOLS LEGEND:



EQUIPMENT LAYOUT PLAN WORK AREA 1
SCALE: 1/8" = 1'-0"



EQUIPMENT LAYOUT PLAN WORK AREA 2
SCALE: 1/8" = 1'-0"

DETAIL 4 KEY NOTES:

- 4.1 EXISTING OVEN TO REMAIN.
- 4.2 EXISTING SKITTLE TO REMAIN.
- 4.3 EXISTING STEAM KETTLE TO REMAIN.
- 4.4 REINSTALL ICE MACHINE. (C) CONTRACT TO REINSTALL. (P) CONTRACT TO RECONNECT PLUMBING SERVICES. (E) CONTRACT TO RECONNECT WIRING AND CONDUIT.
- 4.5 REINSTALL SERVING LINE. (C) CONTRACT TO REINSTALL. (E) CONTRACT TO RECONNECT WIRING AND CONDUIT.
- 4.6 RELOCATE THREE COMPARTMENT SINK TO ORIGINAL LOCATION. (C) CONTRACT TO RELOCATE SINK. (P) CONTRACT TO PROVIDE PLUMBING CONNECTIONS.
- 4.7 EXISTING CURB TO REMAIN.
- 4.8 (1) STEAM KETTLE AND (1) SKITTLE TO SWAP LOCATIONS AT COMPLETION OF CONSTRUCTION. (C) CONTRACT TO RELOCATE EQUIPMENT AND UTILIZE EXISTING ELECTRICAL OUTLETS LOCATED IN THE CURB THAT DIVIDES STAINLESS STEEL PAN. (P) CONTRACT TO PROVIDE ALL PLUMBING CONNECTIONS.

DETAIL 3 KEY NOTES:

- 3.1 EXISTING OVEN TO REMAIN.
- 3.2 EXISTING SKITTLE TO REMAIN.
- 3.3 EXISTING STEAM KETTLE TO REMAIN.
- 3.4 REINSTALL ICE MACHINE. (C) CONTRACT TO REINSTALL. (P) CONTRACT TO RECONNECT PLUMBING SERVICES. (E) CONTRACT TO RECONNECT WIRING AND CONDUIT.
- 3.5 REMOVE ICE MACHINE TO DINING AREA 45 AND STORE FOR REINSTALLATION. (C) CONTRACT TO REMOVE AND STORE. (P) CONTRACT TO DISCONNECT AND CAP PLUMBING SERVICES. (E) CONTRACT TO DISCONNECT WIRING AND CONDUIT.
- 3.6 REMOVE SERVING LINE TO DINING AREA 45 AND STORE FOR REINSTALLATION. (C) CONTRACT TO REMOVE AND STORE. (E) CONTRACT TO DISCONNECT WIRING AND CONDUIT.
- 3.7 RELOCATE THREE COMPARTMENT SINK TO THE ACTIVE SIDE OF THE KITCHEN DURING CONSTRUCTION IN WORK AREA #2. (C) CONTRACT TO RELOCATE SINK. (P) CONTRACT TO PROVIDE TEMPORARY PLUMBING CONNECTIONS.
- 3.8 EXISTING CURB TO REMAIN.
- 3.9 (1) STEAM KETTLE AND (1) SKITTLE TEMPORARY LOCATIONS FOR THE DURATION OF CONSTRUCTION.
- 3.10 (C) CONTRACT TO PROVIDE TEMPORARY BARRIER WALL FOR WORK AREA #2. SEE A-101 AND A-103 FOR DETAILS. AT THE CONCLUSION OF CONSTRUCTION ACTIVITIES IN WORK AREA #2 (C) CONTRACT TO REMOVE TEMPORARY BARRIER WALL FROM THIS LOCATION.
- 3.11 REINSTALL SERVING LINE. (C) CONTRACT TO REINSTALL. (E) CONTRACT TO RECONNECT WIRING AND CONDUIT.
- 3.12 REMOVE TWO (2) REFRIGERATOR DOORS DURING CONSTRUCTION ACTIVITY IN WORK AREA 2 AND STORE FOR REINSTALLATION. REINSTALL THE DOORS AT THE COMPLETION OF CONSTRUCTION IN WORK AREA 2.

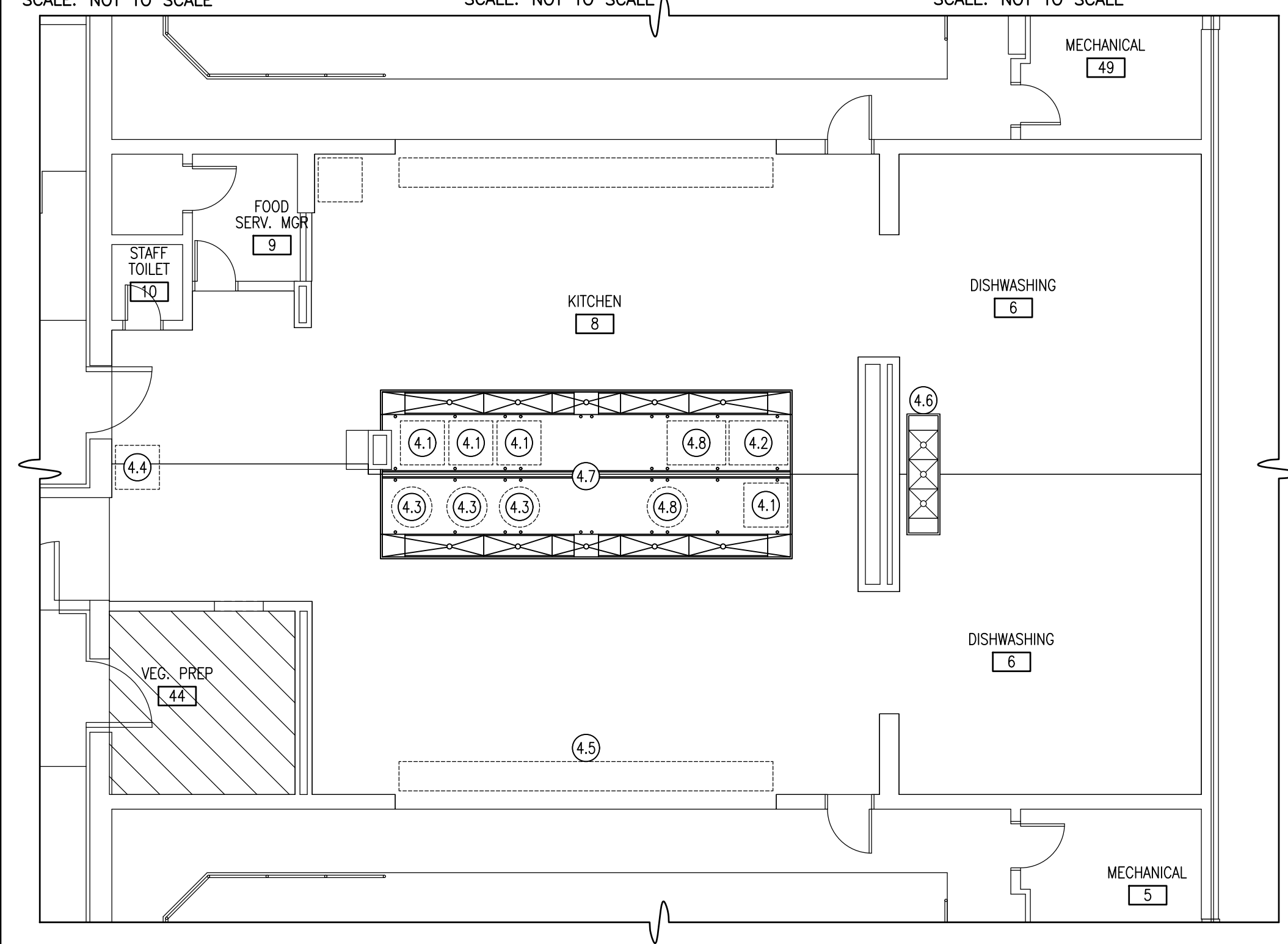
REFERENCE PHOTOS SERVING LINE
SCALE: NOT TO SCALE

REFERENCE PHOTO ICEMAKER
SCALE: NOT TO SCALE

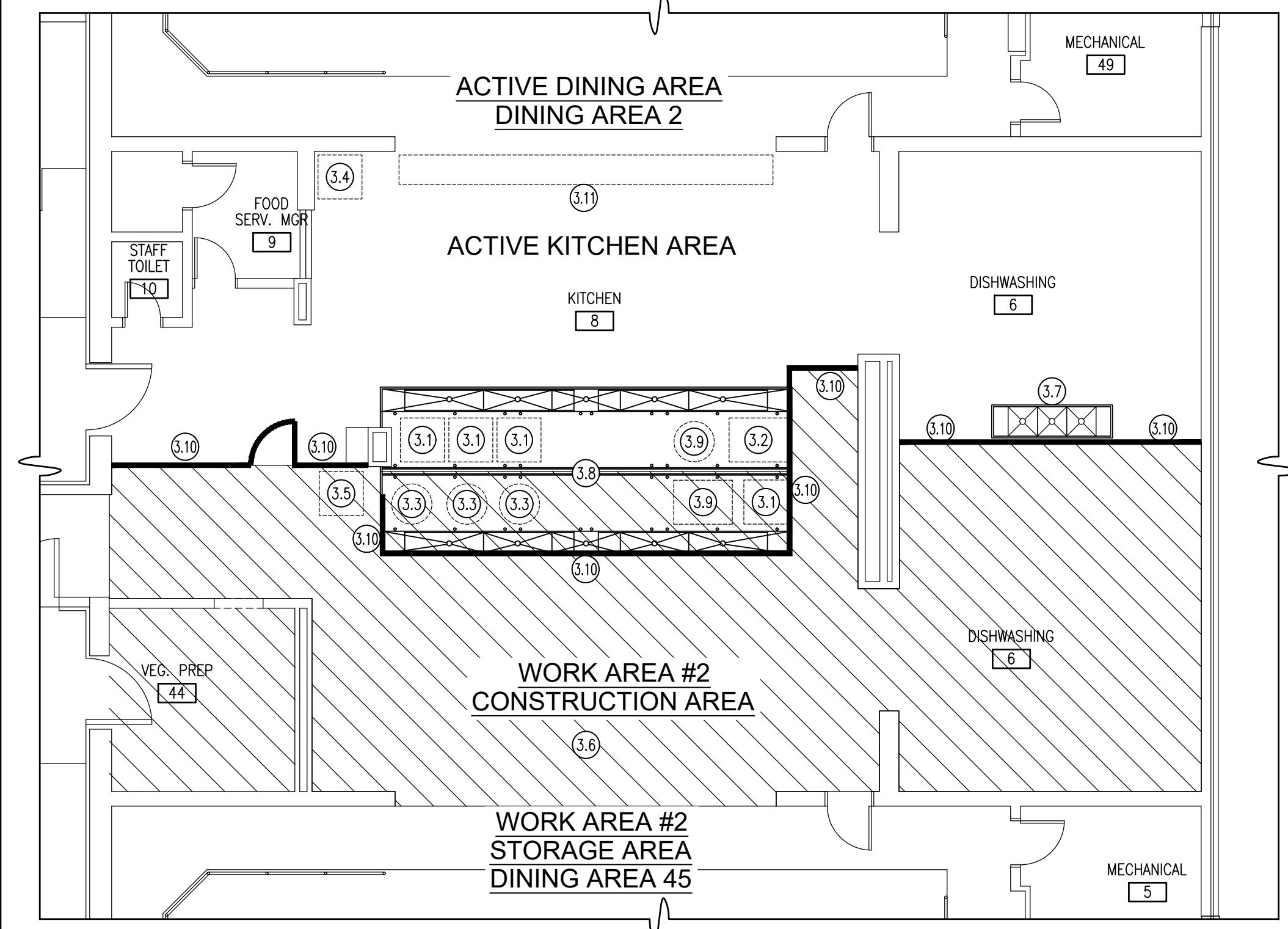
REFERENCE PHOTO STEAM KETTLES
SCALE: NOT TO SCALE

REFERENCE PHOTO OVENS
SCALE: NOT TO SCALE

REFERENCE PHOTO SKITTLES
SCALE: NOT TO SCALE

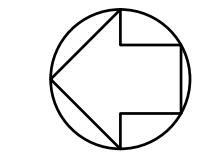


EQUIPMENT LAYOUT PLAN
SCALE: 1/8" = 1'-0"



EQUIPMENT LAYOUT PLAN WORK AREA 2
SCALE: 1/8" = 1'-0"

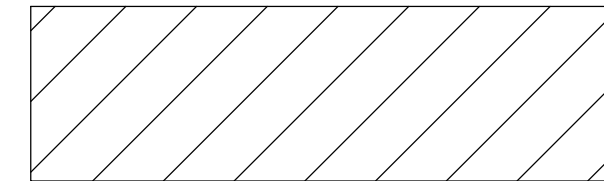
REFERENCE NORTH



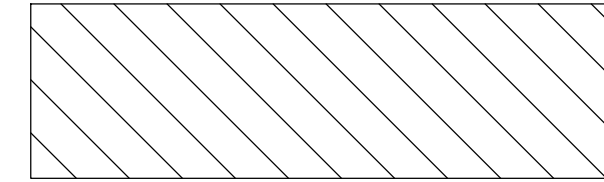
SYMBOLS LEGEND:

QUARRY TILE BASE TO BE REMOVED AND FIRST COURSE OF CERAMIC WALL TILE TO BE REMOVED. SEE KEYNOTE 3.

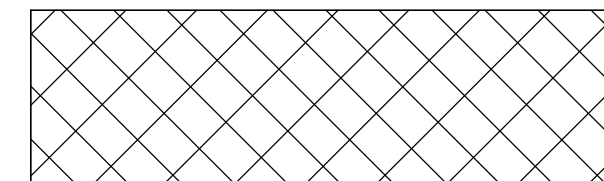
WORK AREA 1:
REMOVE AREA OF QUARRY TILE FLOOR SYSTEM SHOWN HATCHED. SEE KEYNOTE 1.



WORK AREA 2:
REMOVE AREA OF QUARRY TILE FLOOR SYSTEM SHOWN HATCHED. SEE KEYNOTE 1.



WORK AREAS 1 AND WORK AREA 2 OVERLAP:
FLOOR AREA WHERE WORK AREA 1 AND WORK AREA 2 OVERLAP. PROVIDE PROTECTION FOR TILE FLOOR DURING CONSTRUCTION ACTIVITY IN WORK AREA 2. SEE REMOVAL KEYNOTE 19.




LINE OF TEMPORARY BARRIER WALL FOR WORK AREA 1. SEE KEYNOTE 6.

LINE OF TEMPORARY BARRIER WALL FOR WORK AREA 2. SEE KEYNOTE 7.

EXISTING SPRINKLER HEAD

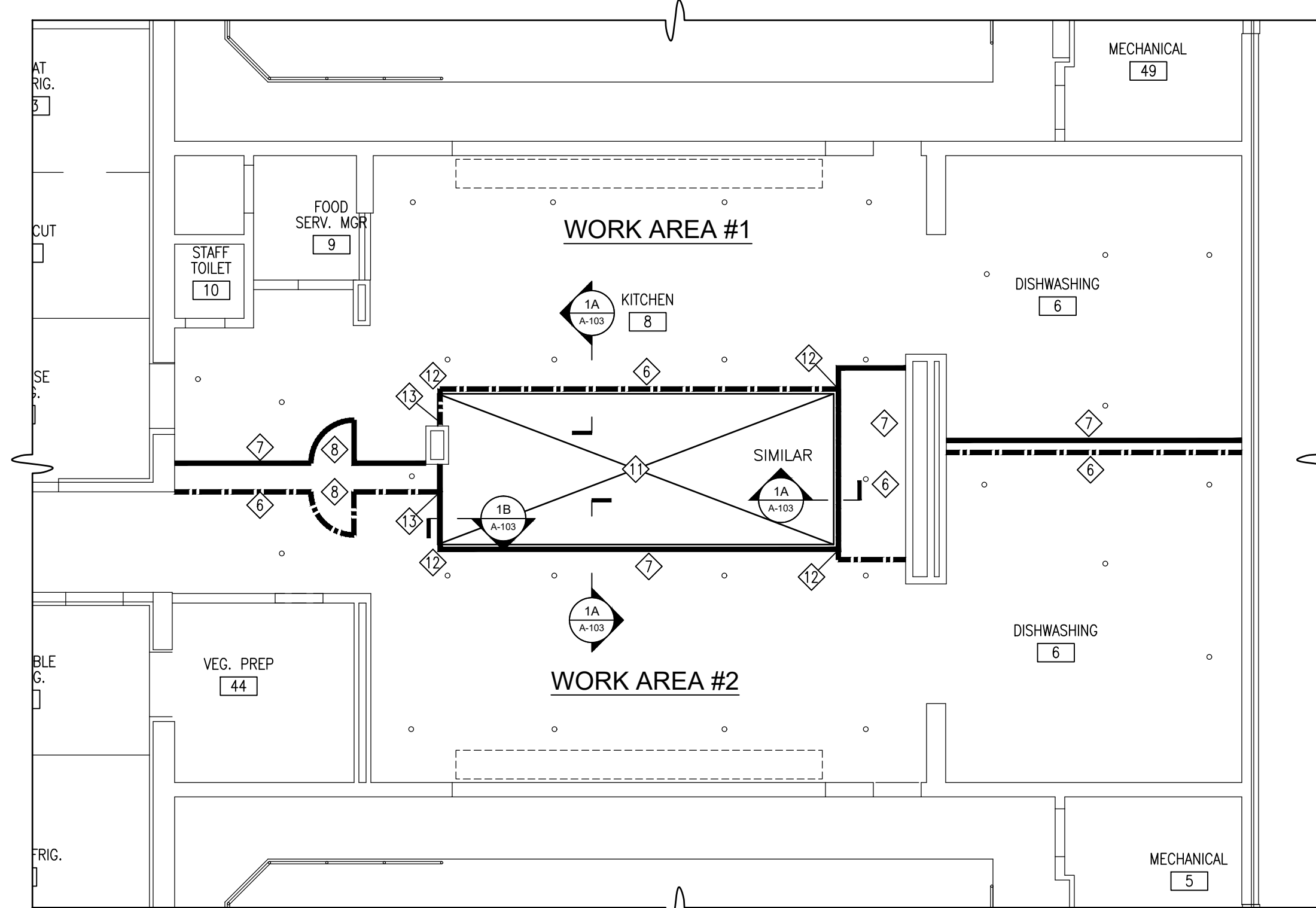
FLOOR SINK TYPICAL



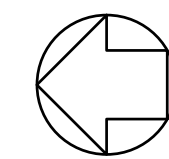
REFERENCE PHOTO

SCALE: NOT TO SCALE

5




REFERENCE NORTH



REMOVAL CEILING PLAN

SCALE: 1/8" = 1'-0"

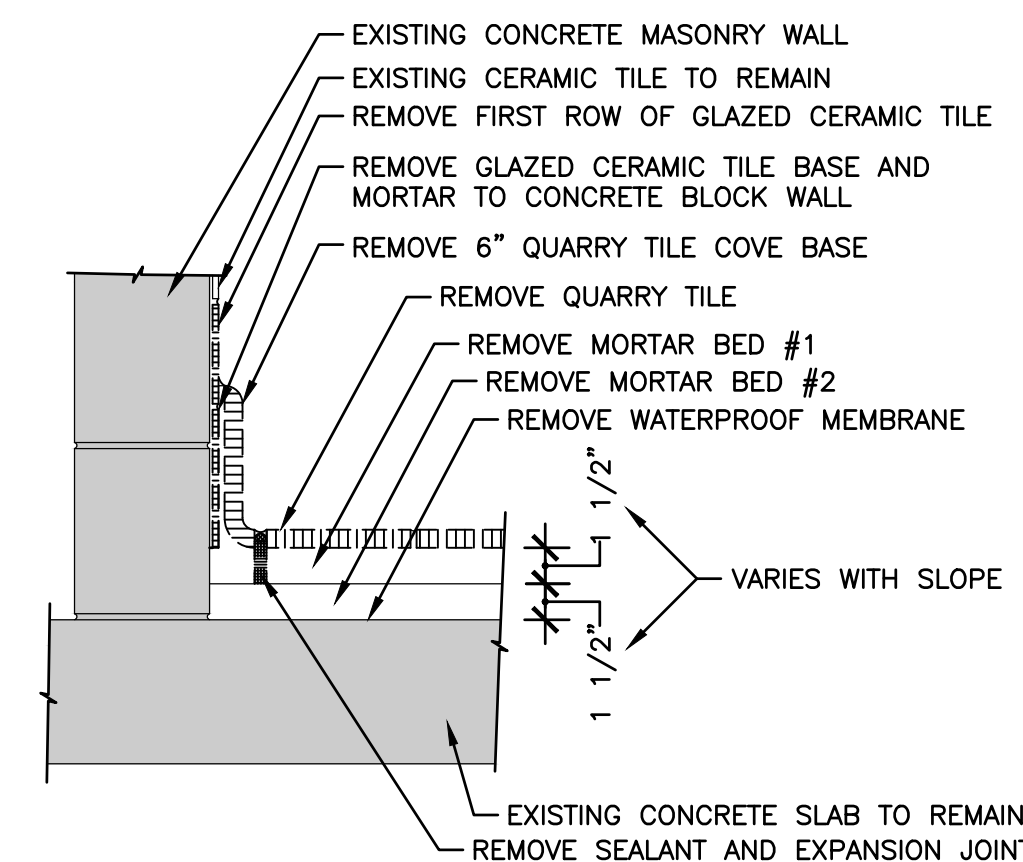
3



TEMPORARY BARRIER WALL AT EXISTING CURB

SCALE: NOT TO SCALE

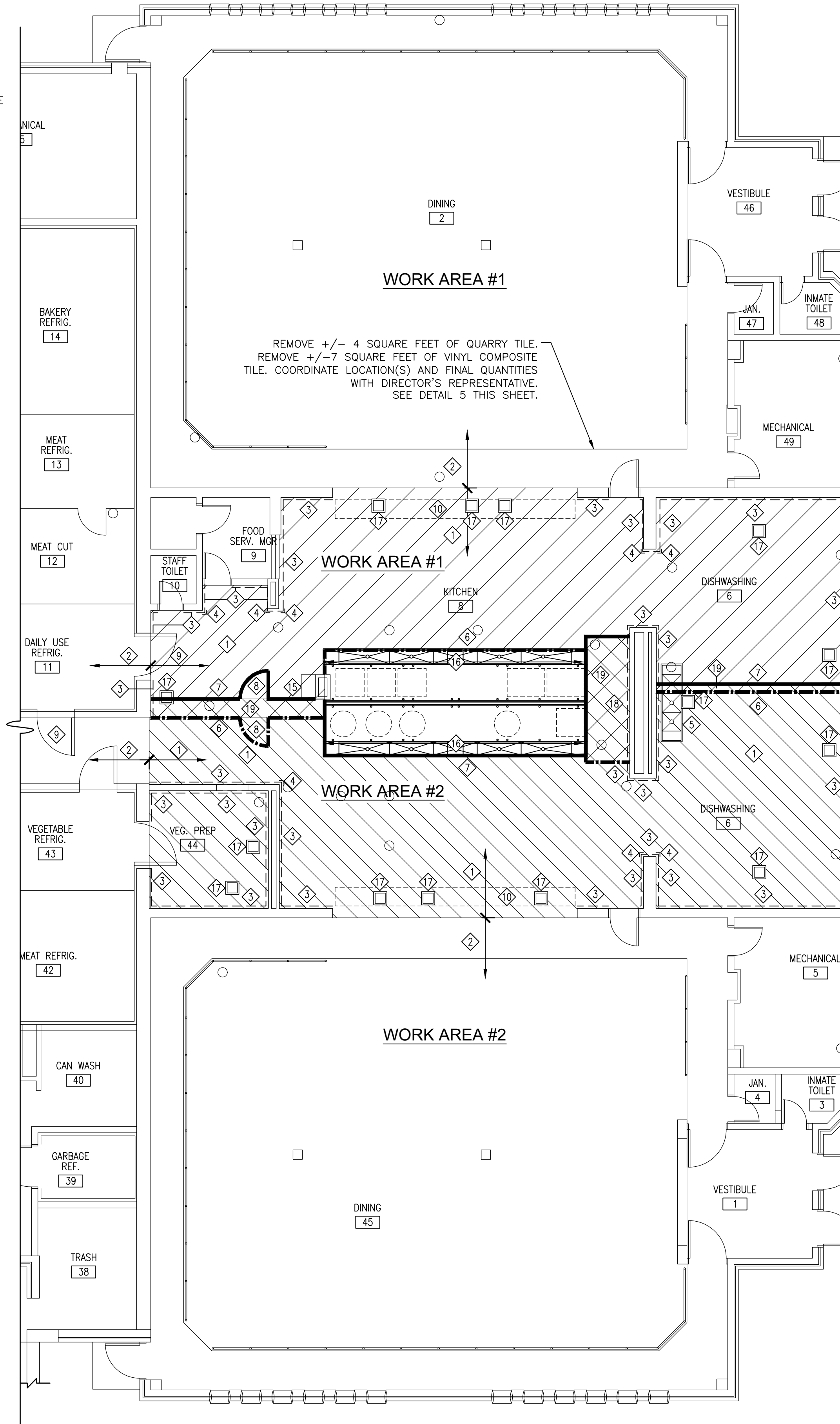
4



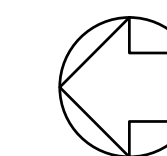
QUARRY TILE FLOOR SYSTEM REMOVAL DETAIL

SCALE: 1-1/2" = 1'-0"

2



REFERENCE NORTH



REMOVAL PLAN

SCALE: 1/8" = 1'-0"

1


GENERAL NOTES:

- A. REFER TO WORK AREA PLAN ON 2/G-002 FOR ADDITIONAL INFORMATION.
- B. (C) CONTRACTOR TO VERIFY ELEVATIONS OF FLOOR SINKS, CLEANOUTS, AND FLOOR SINKS PRIOR TO FLOOR REMOVAL. COORDINATE WITH (P) CONTRACT.
- C. (C) CONTRACTOR TO VERIFY ALL ELEVATIONS NECESSARY TO ENSURE FLOOR SLOPE PROVIDED DOES NOT EXCEED EXISTING FLOOR SLOPE.
- D. COORDINATE WITH (P) CONTRACT FOR REMOVAL OF CLEANOUTS AND FLOOR SINKS.
- E. EXISTING SPRINKLER HEAD LOCATIONS ARE APPROXIMATE AND MUST BE VERIFIED IN FIELD PRIOR TO THE INSTALLATION OF THE TEMPORARY BARRIER WALL.
- F. INSTALL TEMPORARY BARRIER WALL AROUND EXISTING HOOD AND EQUIDISTANT BETWEEN EXISTING SPRINKLER HEADS.
- G. INSTALLATION AND RELOCATION OF THE TEMPORARY BARRIER WALL MUST BE COORDINATED WITH THE DIRECTOR'S REPRESENTATIVE AND PERFORMED DURING NIGHT HOURS.
- H. TEMPORARY RELOCATION OF KITCHEN EQUIPMENT MUST BE PERFORMED DURING NIGHT HOURS AND COORDINATED WITH THE DIRECTOR'S REPRESENTATIVES. THIS INCLUDES TEMPORARY UTILITIES FOR EQUIPMENT.

REMOVAL KEY NOTES:

1. REMOVE EXISTING QUARRY TILE FLOOR SYSTEM DOWN TO CONCRETE SLAB INCLUDING QUARRY TILE FLOOR, COVE BASE, MORTAR SETTING BED, WATERPROOF MEMBRANE, GROUT, AND SEALANT JOINTS. SEE REMOVAL DETAIL 2/A-101.
2. EXISTING FLOORING TO REMAIN.
3. REMOVE QUARRY TILE BASE AND FIRST ROW OF CERAMIC WALL TILE. SEE 2/A-101.
4. TEMPORARILY REMOVE STAINLESS STEEL CORNER GUARD. STORE FOR REINSTALLATION.
5. REMOVE THREE-COMPARTMENT SINK AND STORE FOR RE-INSTALLATION. COORDINATE WITH (P) CONTRACT DURING REMOVALS AND REINSTALLATION OF THREE COMPARTMENT SINK. P-CONTRACT TO DISCONNECT / RECONNECT PIPING.
6. PROVIDE TEMPORARY BARRIER WALL FOR WORK AREA 1. SEE DETAIL 1/A-103. TEMPORARY WALL POSITION IS TO BE +/- EQUIDISTANT BETWEEN EXISTING SPRINKLER HEADS.
7. PROVIDE TEMPORARY BARRIER WALL FOR WORK AREA 2. SEE DETAIL 1/A-103. TEMPORARY WALL POSITION IS TO BE +/- EQUIDISTANT BETWEEN EXISTING SPRINKLER HEADS.
8. PROVIDE FIRE RATED DOORS IN TEMPORARY BARRIER WALL. PROVIDE 3'-0" X 6'-8" X 1-3/4" THICK 18 GAGE FLUSH STEEL DOORS IN A WELDED STEEL FRAME. EQUIP DOORS WITH FULL MORTISE HINGES AND LOCKSET. FURNISH THE DIRECTOR'S REPRESENTATIVE WITH 2 KEYS FOR EACH LOCK.
9. THE FACILITY WILL TURN OFF THE DAY USE REFRIGERATOR (ROOM 11). TEMPORARILY REMOVE THE REFRIGERATOR DOORS DURING CONSTRUCTION ACTIVITY IN WORK AREA 2. UPON COMPLETION OF CONSTRUCTION IN WORK AREA 2, REINSTALL THE REFRIGERATOR DOORS.
10. EXISTING SERVING LINE. REMOVE AND STORE FOR REINSTALLATION. COORDINATE WITH E-CONTRACT. SEE E-101.
11. EXISTING STAINLESS STEEL HOOD.
12. FASTEN NORTH AND SOUTH FACING SECTIONS OF THE TEMPORARY BARRIER WALL TO THE EAST AND WEST FACING SECTIONS OF THE TEMPORARY BARRIER WALL.
13. FASTEN NORTH FACING SECTIONS OF THE TEMPORARY BARRIER WALL TO THE EXISTING CHASE AT NORTH SIDE OF HOOD. SEE 4/A-101.
14. INSTALL TEMPORARY BARRIER WALL AROUND EXISTING PLUMBING LINES. SEE 4/A-101.
15. REMOVE EXISTING STEEL CAGE AND STORE FOR REINSTALLATION. SEE DETAILS 3 AND 4 THIS PAGE.
16. REMOVE EXISTING STAINLESS STEEL DRAIN GRATE AND STORE FOR LATER REINSTALLATION. INSTALL PRESSURE TREATED PLYWOOD AS BASE FOR TEMPORARY BARRIER WALL. SEE DETAIL 1A/A-103.
17. P-CONTRACT TO REMOVE EXISTING SLAB AS NEEDED TO ACCOMMODATE REMOVAL AND REPLACEMENT OF DRAIN BODIES. C-CONTRACT BACKFILLS AND PATCHES THE SLAB AT EACH FLOOR DRAIN.
18. EXISTING FIRE STROBE. SEE DETAIL 6/A-103.
19. FLOOR AREA WHERE WORK AREA 1 AND WORK AREA 2 OVERLAP. PROVIDE PROTECTION FOR TILE FLOOR DURING CONSTRUCTION ACTIVITY IN WORK AREA 2.

WARNING:
THE ALTERATION OF THIS MATERIAL IN ANY WAY, UNLESS DONE UNDER THE DIRECTION OF A COMPARABLE PROFESSIONAL, I.E. ARCHITECT FOR AN ARCHITECT, ENGINEER FOR AN ENGINEER OR LANDSCAPE ARCHITECT FOR A LANDSCAPE ARCHITECT, IS A VIOLATION OF THE NEW YORK STATE EDUCATION LAW AND/OR REGULATIONS AND IS A CLASS "A" MISDEMEANOR.



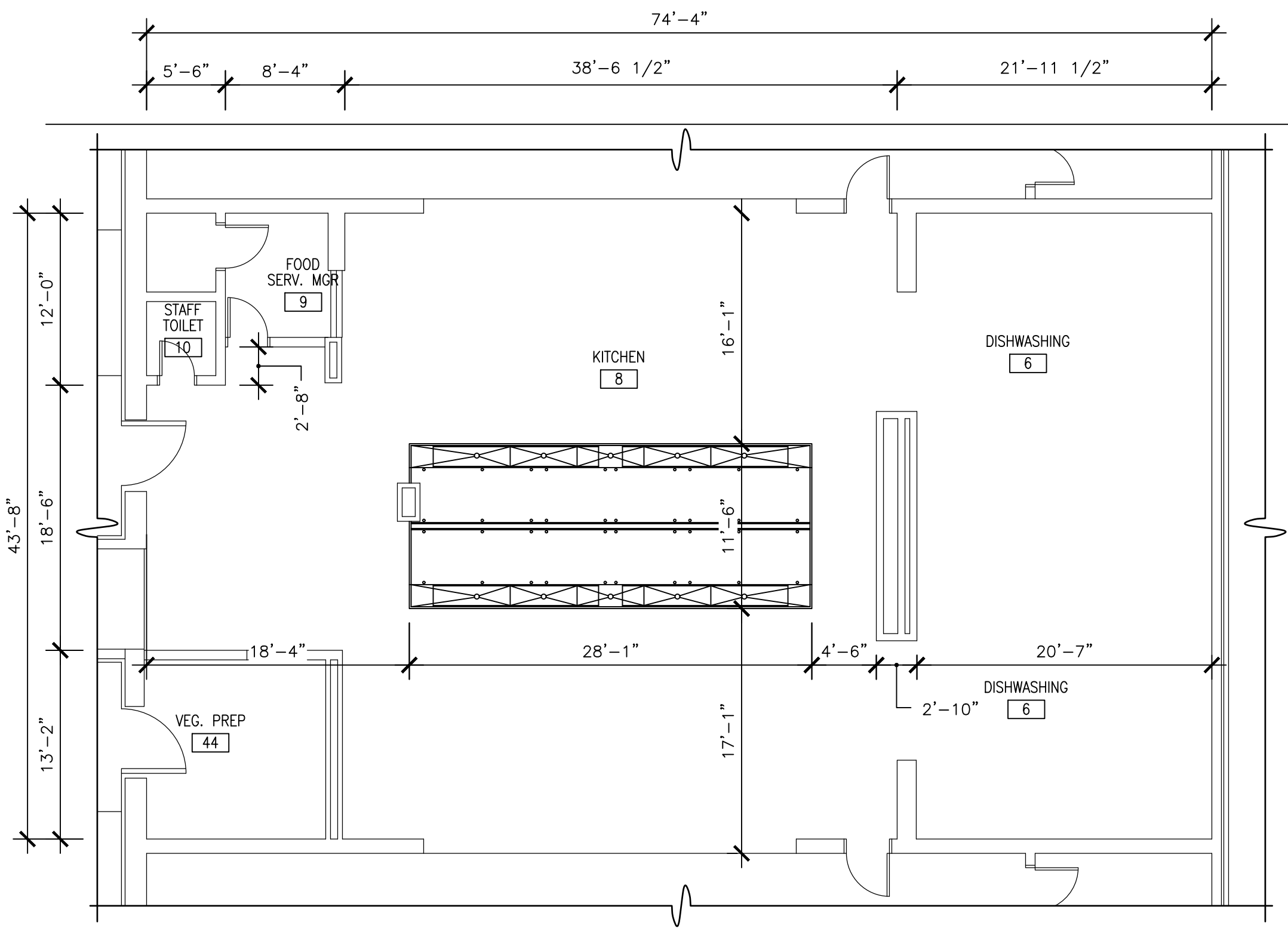
CONSTRUCTION

TITLE: REPLACE QUARRY TILE FLOOR KITCHEN & DISHWASH AREA, BUILDING 12

LOCATION: RIVERVIEW CORRECTIONAL FACILITY
1110 TIBBITTS DR.
OGDENSBURG, NY 13669

CLIENT: OFFICE OF GENERAL SERVICES

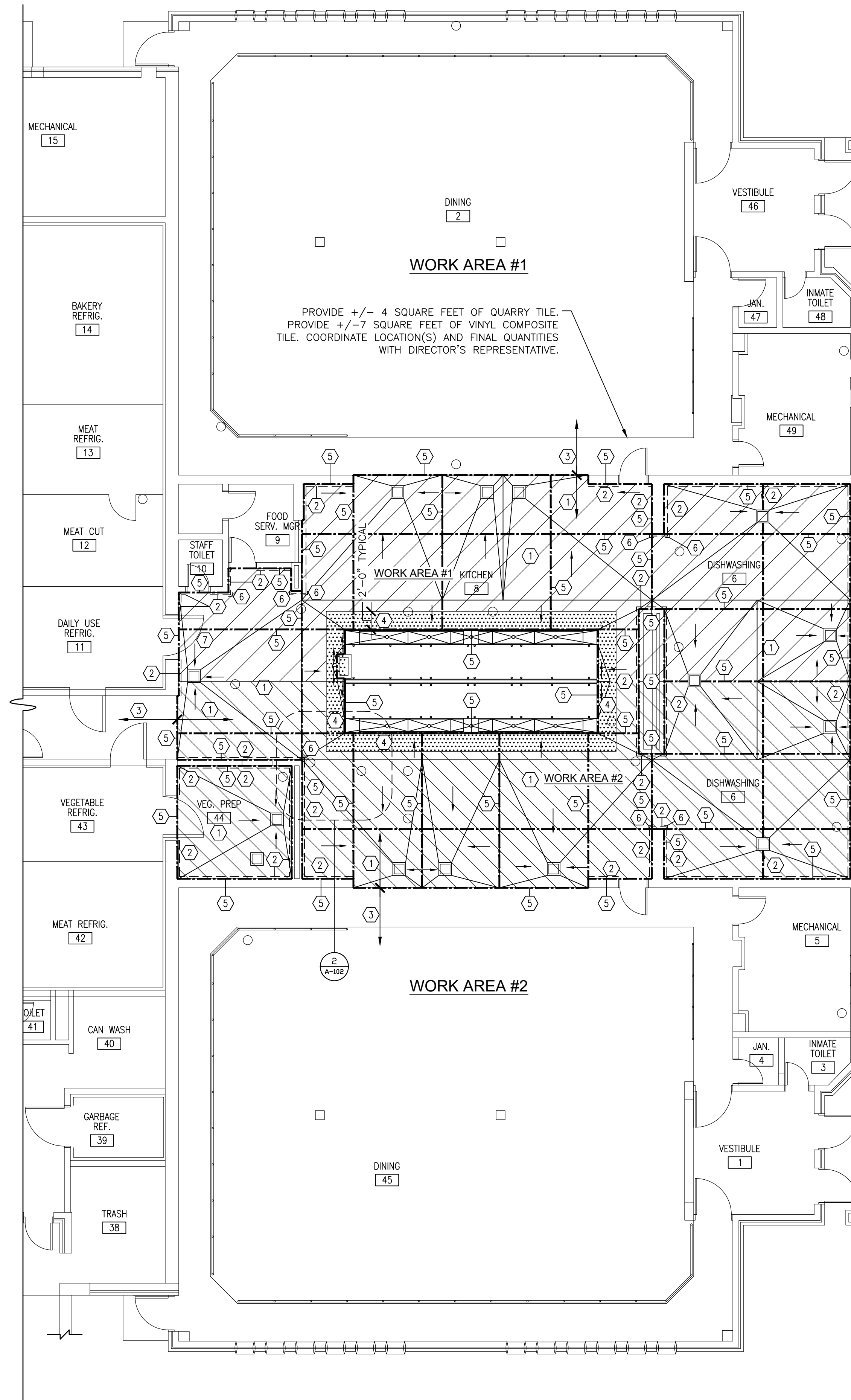
MARK	DATE	DESCRIPTION
01	09/21/2021	ADDENDUM #1
	04/27/2021	BID DOCUMENTS
PROJECT NUMBER:	M3134 - C	
DESIGNED BY:	TCO	
DRAWN BY:	JPC	
FIELD CHECK:		
APPROVED:		
SHEET TITLE:	REMOVAL PLAN	
DRAWING NUMBER:	A-101	
SHEET	05	of 12



DIMENSIONED FLOOR PLAN

SCALE: 1/8" = 1'-0"

3

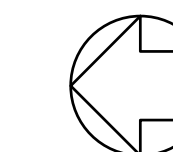


FLOOR PLAN

SCALE: 1/8" = 1'-0"

1

REFERENCE NORTH



GENERAL NOTES:

- A. REFER TO WORK AREA PLAN ON 2/G-002 FOR ADDITIONAL INFORMATION.
- B. FLOOR INSTALLATION TO MAINTAIN EXISTING DRAIN HEIGHTS AND SHALL NOT EXCEED EXISTING FLOOR SLOPE.
- C. COORDINATE WITH P-CONTRACT FOR INSTALL OF CLEANOUTS AND FLOOR SINKS.
- D. ALL DIMENSIONS SHOWN THIS SHEET ARE EXISTING DIMENSIONS AND MUST BE VERIFIED IN FIELD.

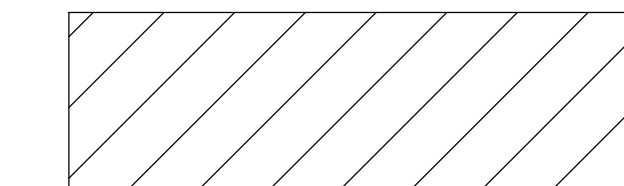
KEY NOTES:

- 1. PROVIDE QUARRY TILE FLOOR SYSTEM WITH NON-ABRASIVE TILE SURFACE. SEE DETAIL 3 / A-103.
- 2. PROVIDE QUARRY TILE BASE AND PATCH FIRST ROW OF CERAMIC WALL TILE, SEE 5/A-103.
- 3. EXISTING FLOOR TO REMAIN.
- 4. PROVIDE A 2'-0" AREA OF QUARRY TILE FLOOR SYSTEM WITH ABRASIVE TILE SURFACE AROUND THE EXISTING STAINLESS STEEL PAN. PROVIDE TYPE 7 SEALANT BETWEEN STAINLESS STEEL PAN AND QUARRY TILE. SEE DETAIL 2 / A-103.
- 5. PROVIDE EXPANSION JOINT. SEE DETAILS 2, 4, 5, AND 7 ON DRAWING A-103.
- 6. REINSTALL STAINLESS STEEL CORNER GUARD. FASTEN TO WALL USING STAINLESS STEEL TORX HEAD CENTER PIN SECURITY SCREWS.
- 7. UPON COMPLETION OF CONSTRUCTION ACTIVITY IN WORK AREA 2, THE C-CONTRACT TO REINSTALL THE DOOR TO DAILY USE REFRIGERATOR (ROOM 11).
- 8. INSTALL 8'-0" X 8'-0" BENCHMARK THIS AREA. BENCHMARK MUST INCLUDE TILE, WATERPROOFING, SETTING BED, EXPANSION JOINT, COVE BASE, AND CONTACT WITH STAINLESS STEEL PAN.

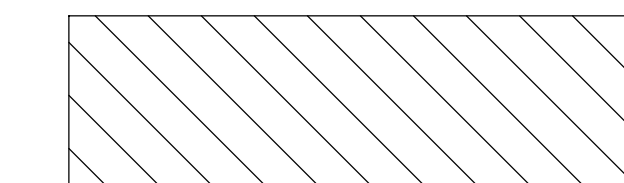
SYMBOLS LEGEND:

LINE OF QUARRY TILE BASE AND FIRST COURSE OF CERAMIC WALL TILE. SEE KEYNOTE 2.


WORK AREA 1:
AREA OF QUARRY TILE FLOOR SYSTEM WITH NON-ABRASIVE SURFACE, SEE KEYNOTE 1.



WORK AREA 2:
AREA OF QUARRY TILE FLOOR SYSTEM WITH NON-ABRASIVE SURFACE, SEE KEYNOTE 1.




AREA OF QUARRY TILE FLOOR SYSTEM WITH ABRASIVE SURFACE, SEE KEYNOTE 4.



LINE OF EXPANSION JOINT, SEE KEYNOTE 5.

AREA OF BENCHMARK INSTALLATION, SEE DETAIL 2, KEYNOTE 8.



CLEAN-OUT TYPICAL, NOT IN CONTRACT. SEE PLUMBING DRAWINGS



FLOOR SINK TYPICAL, NOT IN CONTRACT. SEE PLUMBING DRAWINGS



WARNING:
THE ALTERATION OF THIS MATERIAL IN ANY WAY, UNLESS DONE UNDER THE DIRECTION OF A COMPARABLE PROFESSIONAL, I.E. ARCHITECT FOR AN ARCHITECT, ENGINEER FOR AN ENGINEER OR LANDSCAPE ARCHITECT FOR A LANDSCAPE ARCHITECT, IS A VIOLATION OF THE NEW YORK STATE EDUCATION LAW AND/OR REGULATIONS AND IS A CLASS "A" MISDEMEANOR.



CONSTRUCTION

TITLE: REPLACE QUARRY TILE FLOOR KITCHEN & DISHWASH AREA, BUILDING 12

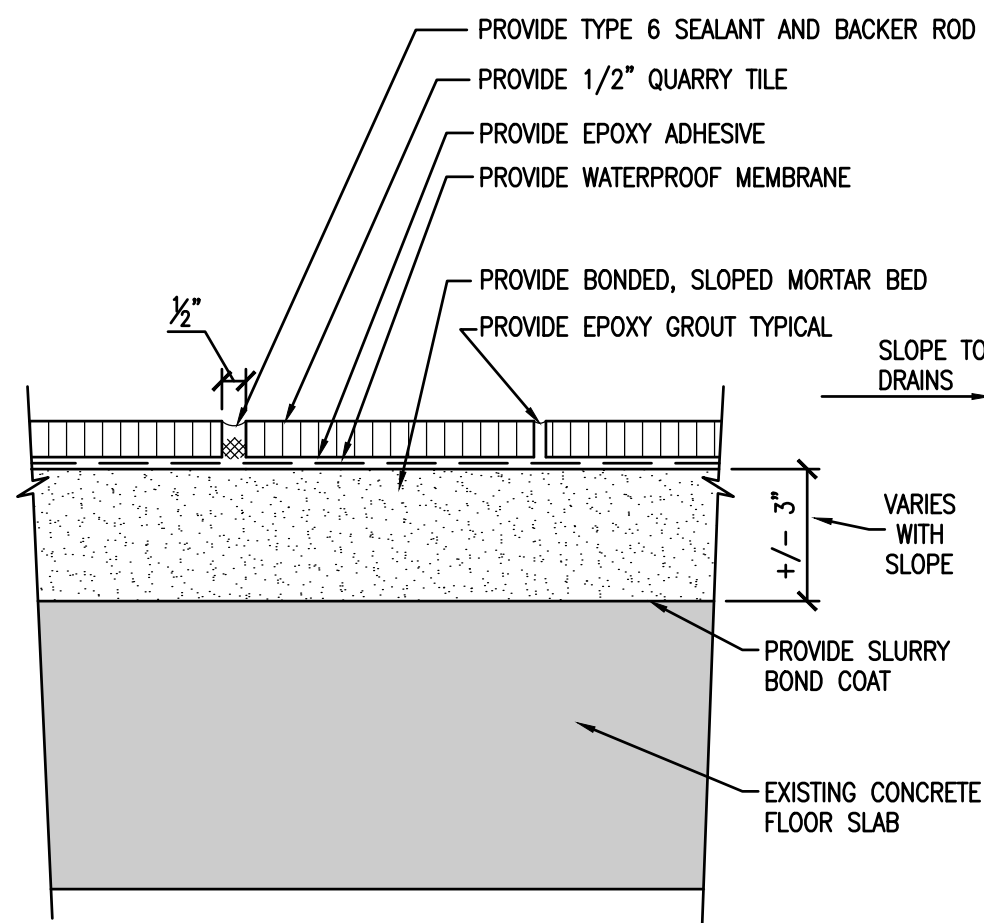
LOCATION: RIVERVIEW CORRECTIONAL FACILITY
1110 TIBBITTS DR.
OGDENSBURG, NY 13669

CLIENT: OFFICE OF GENERAL SERVICES

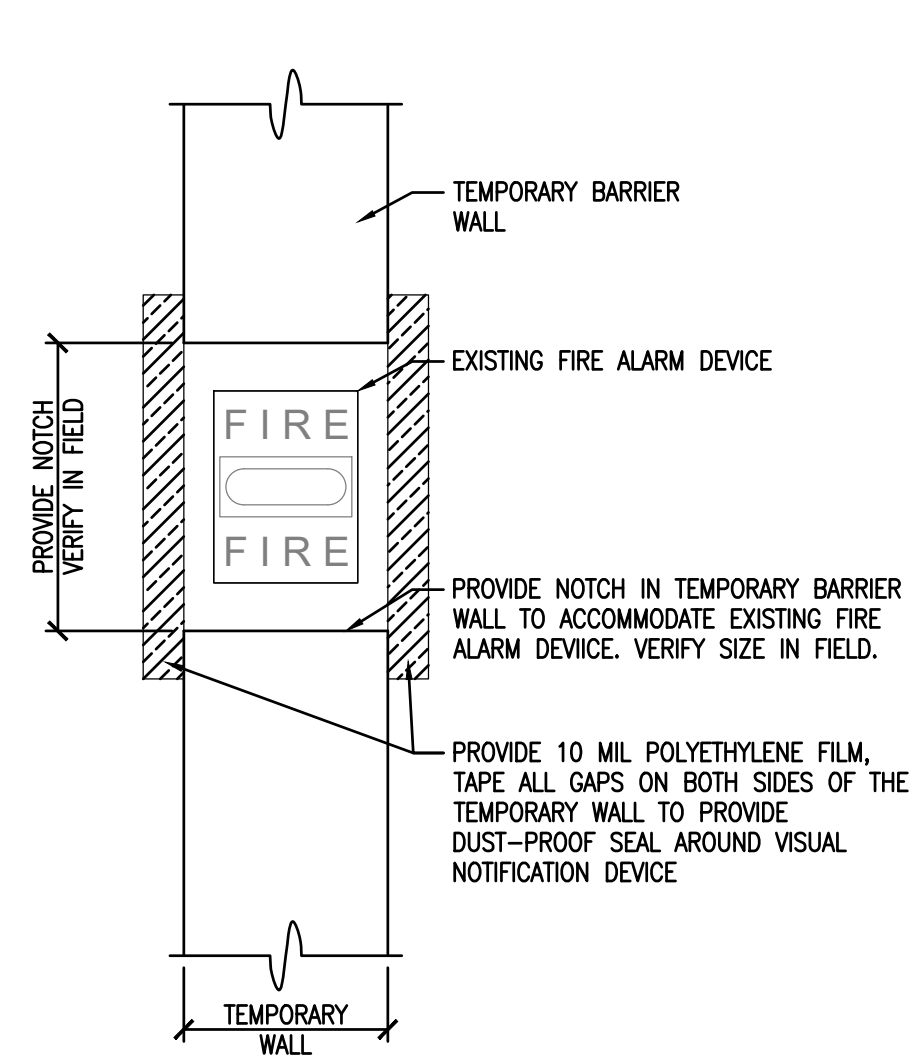
MARK	DATE	DESCRIPTION
01	09/21/2021	ADDENDUM #1
	04/27/2021	BID DOCUMENTS
PROJECT NUMBER:	M3134 - C	
DESIGNED BY:	TCO	
DRAWN BY:	JPC	
FIELD CHECK:		
APPROVED:		
SHEET TITLE:	FLOOR PLAN	

DRAWING NUMBER: A-102

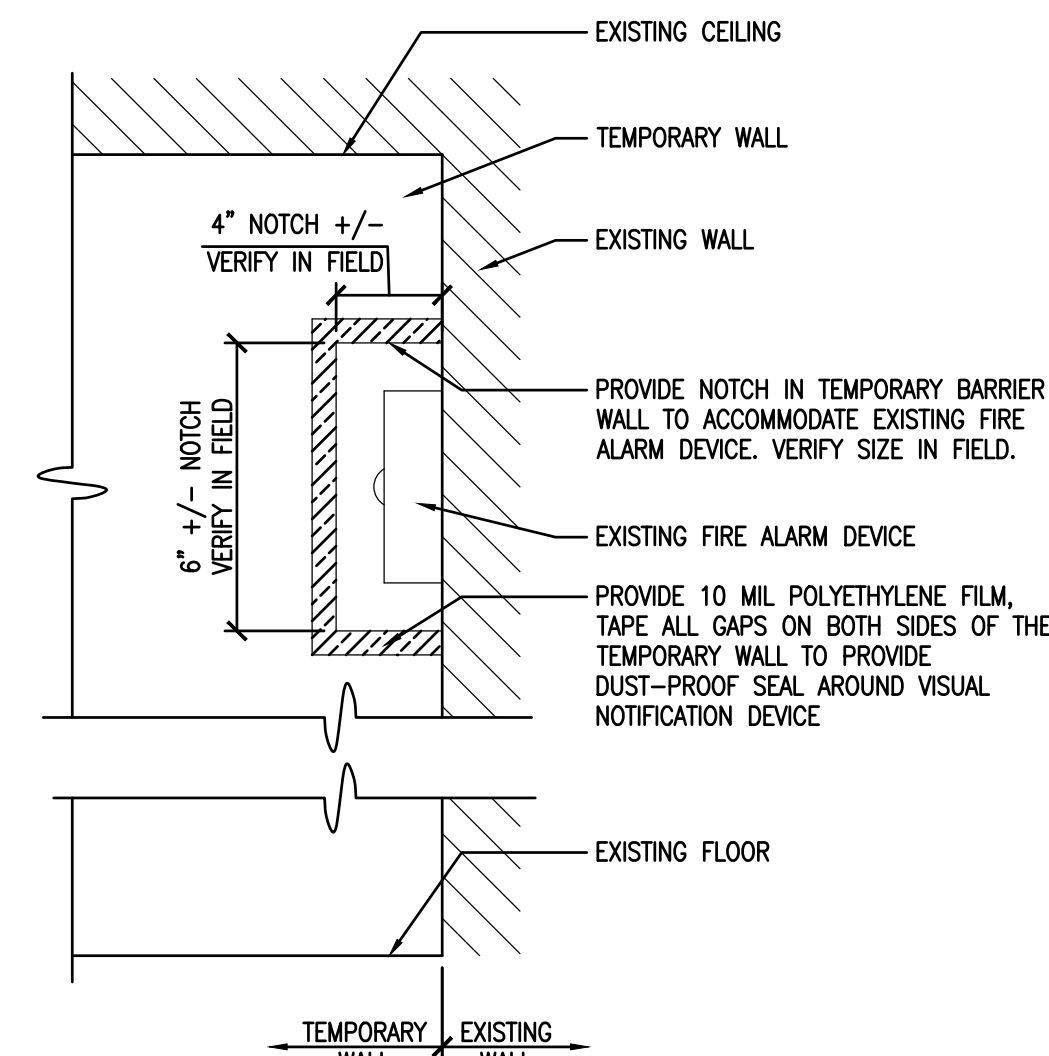
SHEET 06 OF 12



7 TYPICAL EXPANSION JOINT DETAIL
SCALE: 3" = 1'-0"

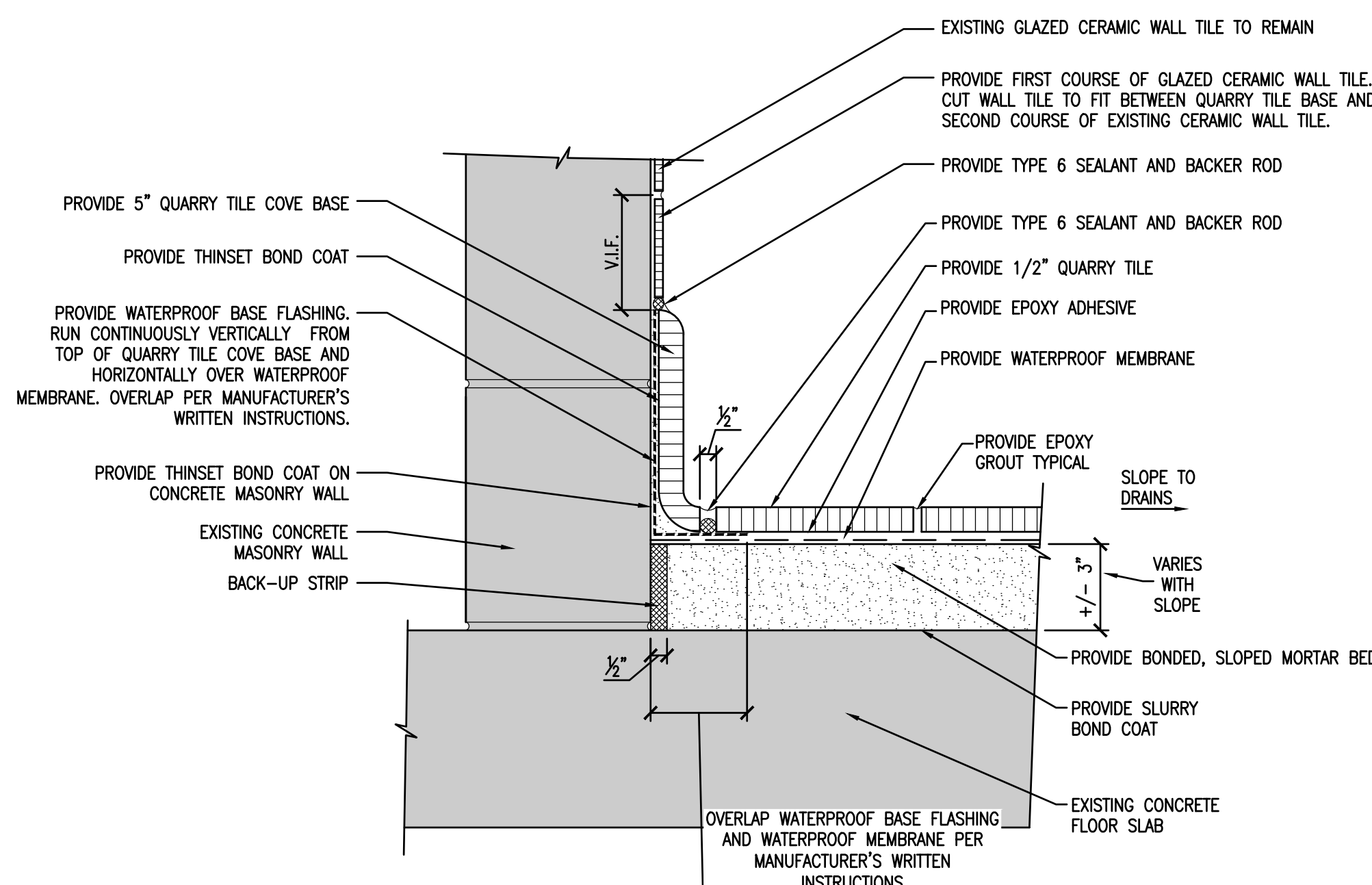


FRONT VIEW

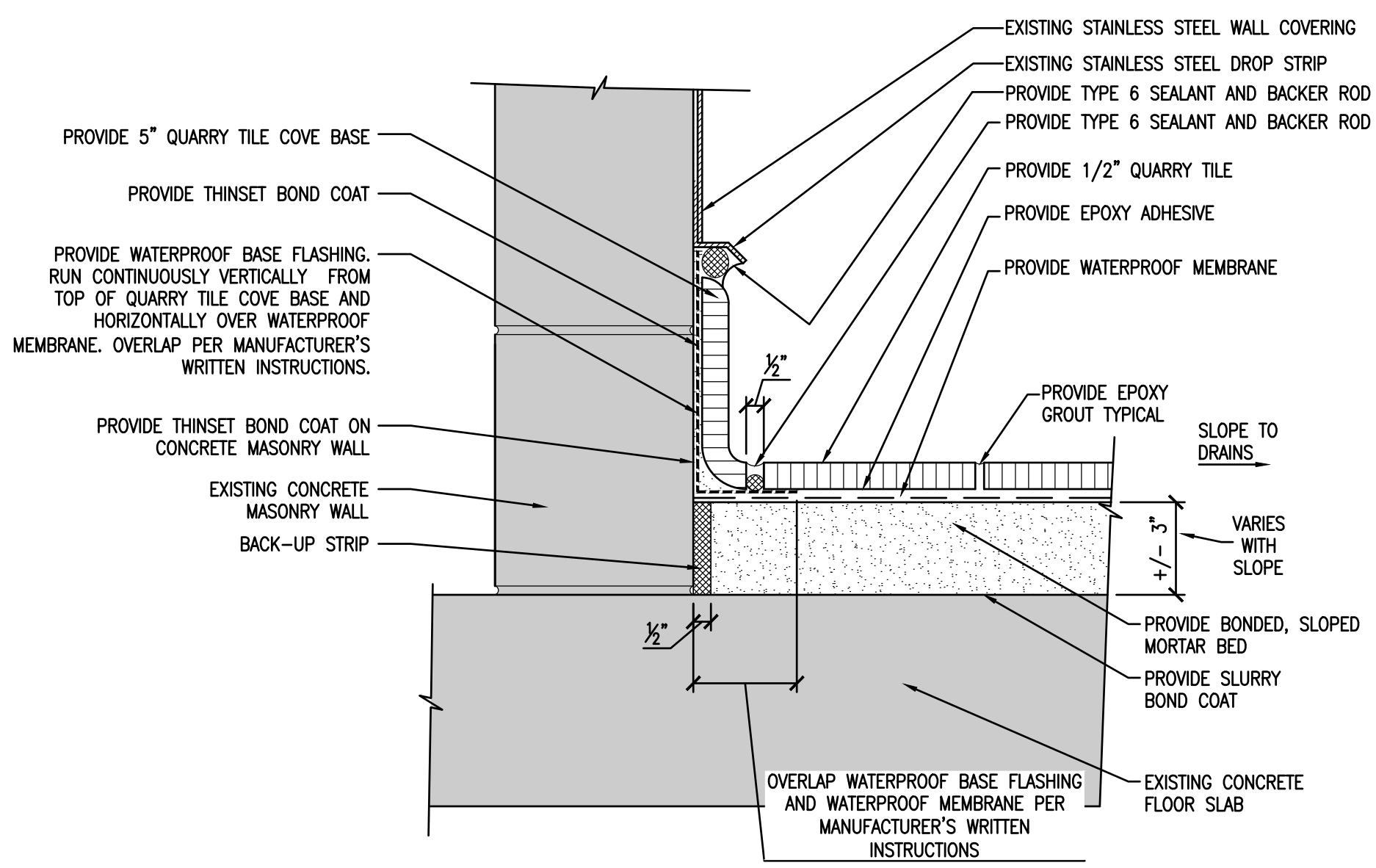


SIDE VIEW

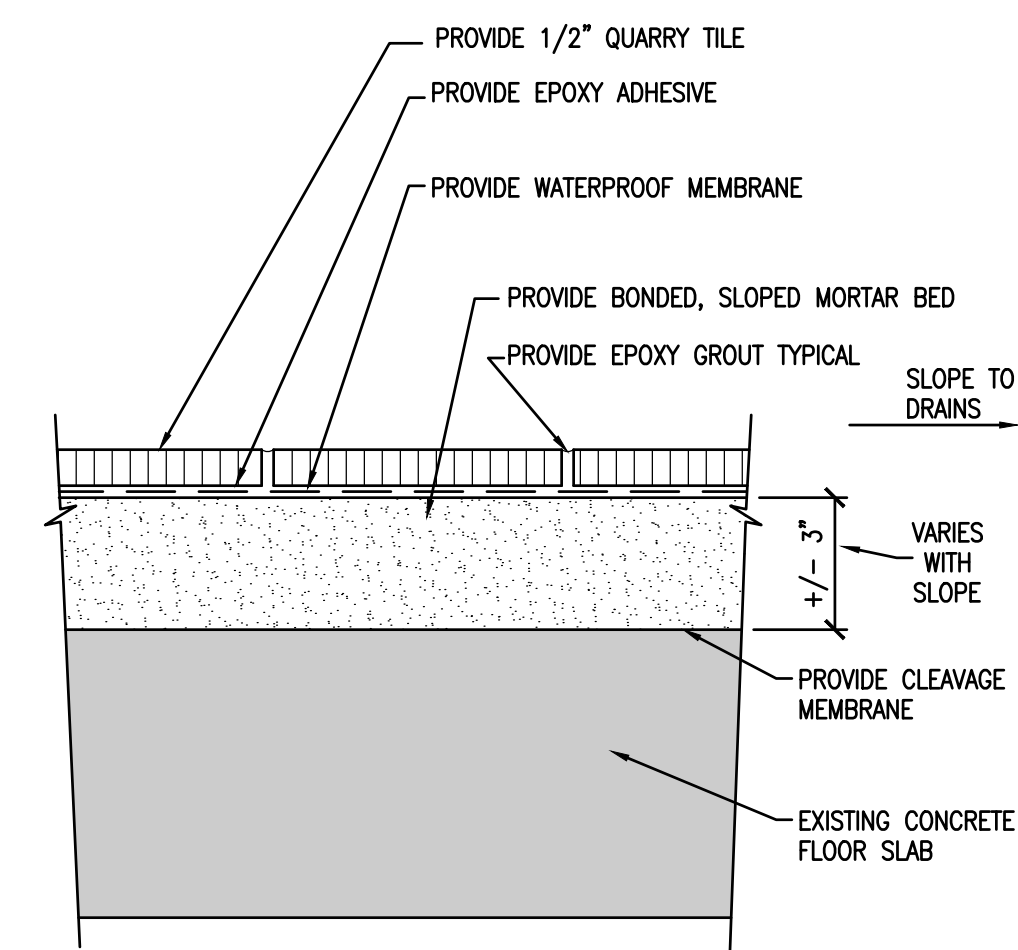
6 NOTCH IN THE TEMPORARY BARRIER WALL - AT EXISTING FIRE ALARM DEVICE
SCALE: 3" = 1'-0"



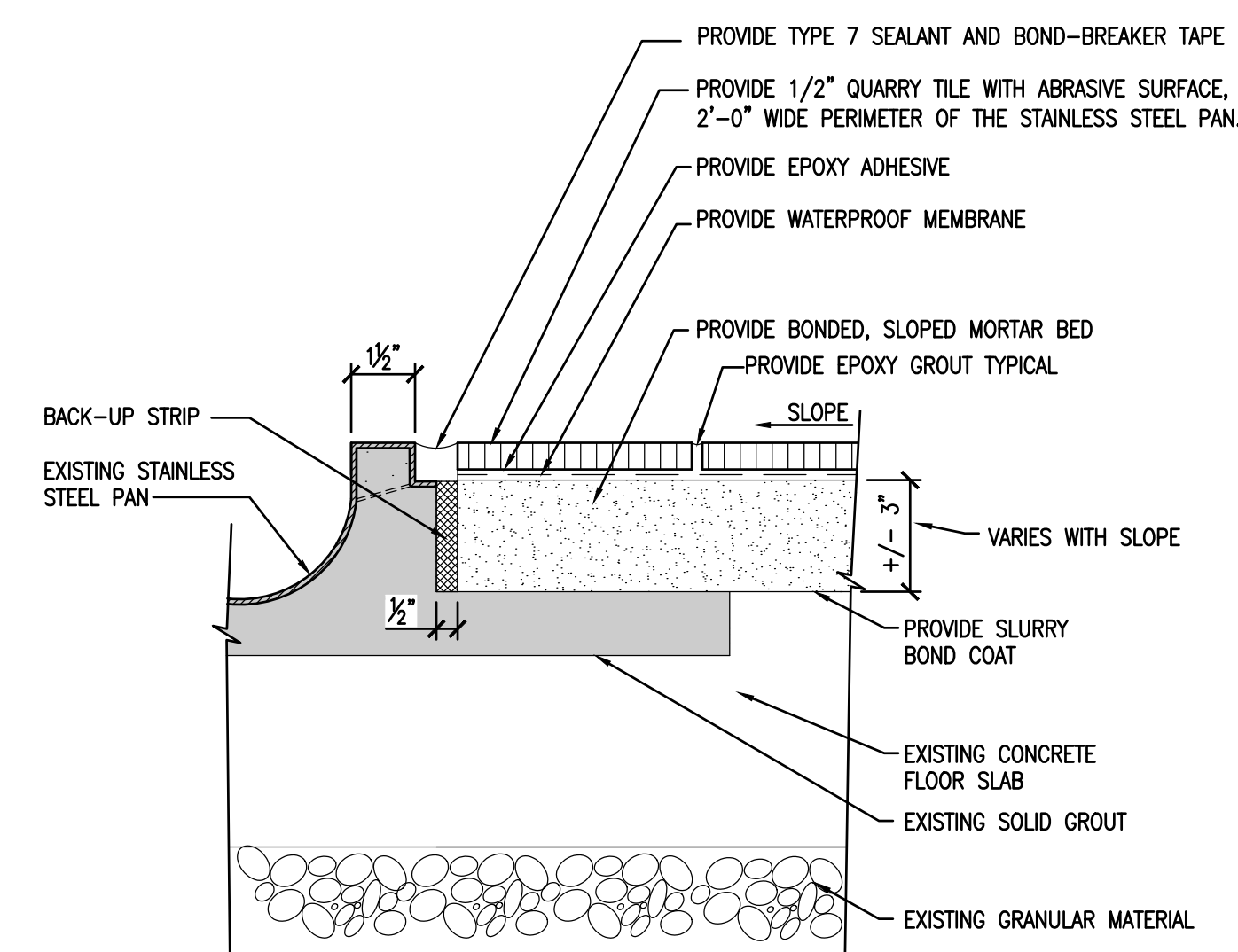
5 EXPANSION JOINT DETAIL TYPICAL QUARRY TILE @ WALL DETAIL
SCALE: 3" = 1'-0"



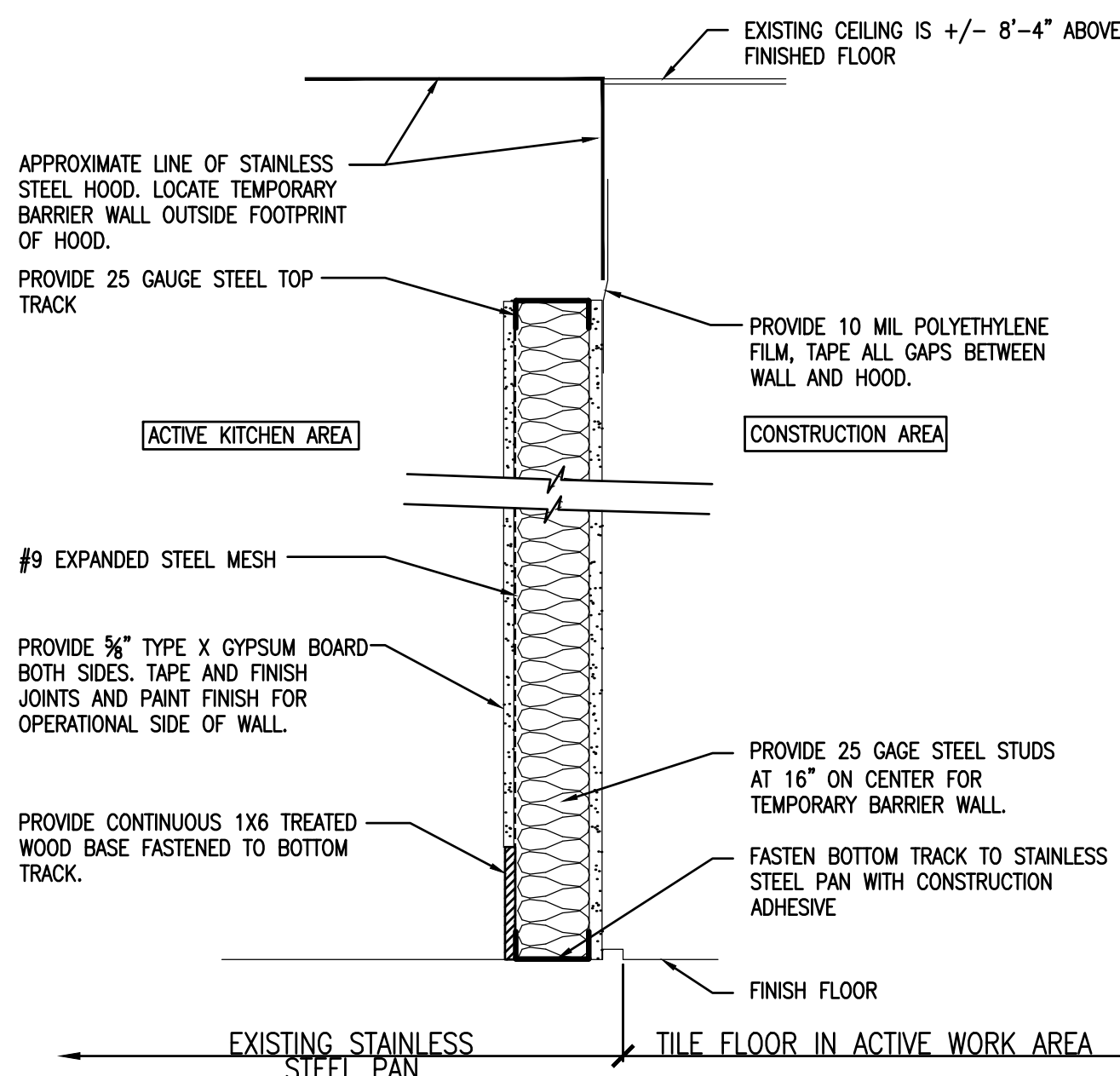
4 EXPANSION JOINT DETAIL TYPICAL QUARRY TILE @ WALL DETAIL
SCALE: 3" = 1'-0"



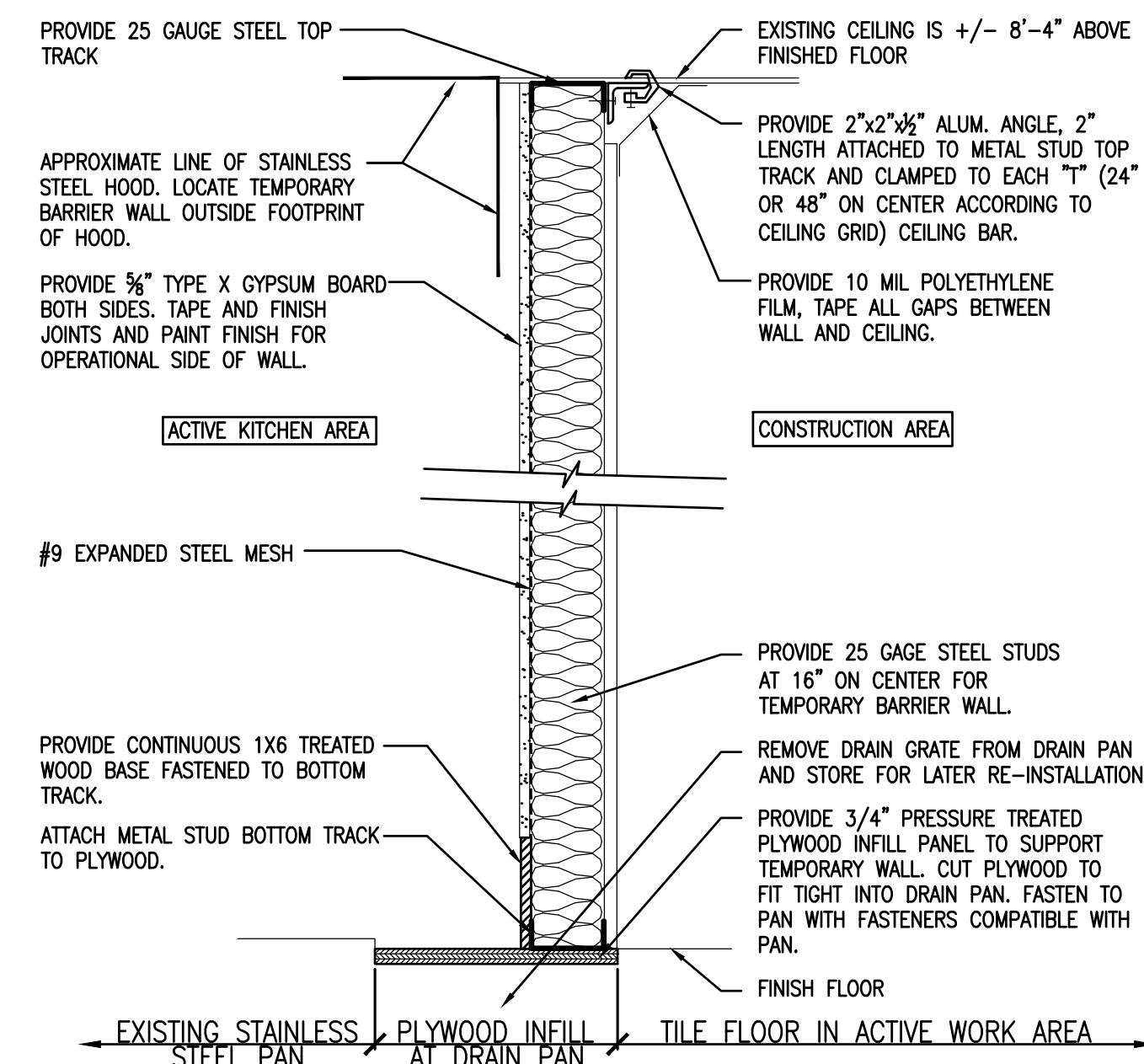
3 TYPICAL QUARRY TILE TO TILE DETAIL
SCALE: 3" = 1'-0"



2 EXPANSION JOINT DETAIL AT STAINLESS STEEL PAN
SCALE: 3" = 1'-0"



1B SECTION - TEMPORARY BARRIER WALL
NOT TO SCALE



1A SECTION - TEMPORARY BARRIER WALL
NOT TO SCALE

GENERAL NOTES:

- TEMPORARY ELECTRICAL CONNECTIONS TO BE INSTALLED BY THE E-CONTRACTOR PRIOR TO FINISHING TEMPORARY BARRIERS. SEE DETAIL 1 / A-103.
- REFER TO A-102 FLOOR PLAN, KEY NOTES, AND SYMBOLS LEGEND FOR ADDITIONAL INFORMATION.
- BACKER RODS SHOWN THIS PAGE TO BE ROUNDED AT THE SURFACE TO CONTACT SEALANT AND INSTALLED TO ALLOW SEALANT DEPTH OF 1/2 THE WIDTH OF THE SEALANT JOINT.



Barnier, Carr & Associates, Engineers, Architects and Land Surveyors, P.C.

WARNING:
THE ALTERATION OF THIS MATERIAL IN ANY WAY, UNLESS DONE UNDER THE DIRECTION OF A COMPARABLE PROFESSIONAL, I.E. ARCHITECT FOR AN ARCHITECT, ENGINEER FOR AN ENGINEER OR LANDSCAPE ARCHITECT FOR A LANDSCAPE ARCHITECT, IS A VIOLATION OF THE NEW YORK STATE EDUCATION LAW AND/OR REGULATIONS AND IS A CLASS "A" MISDEMEANOR.



CONSTRUCTION

TITLE: REPLACE QUARRY TILE FLOOR KITCHEN & DISHWASH AREA, BUILDING 12

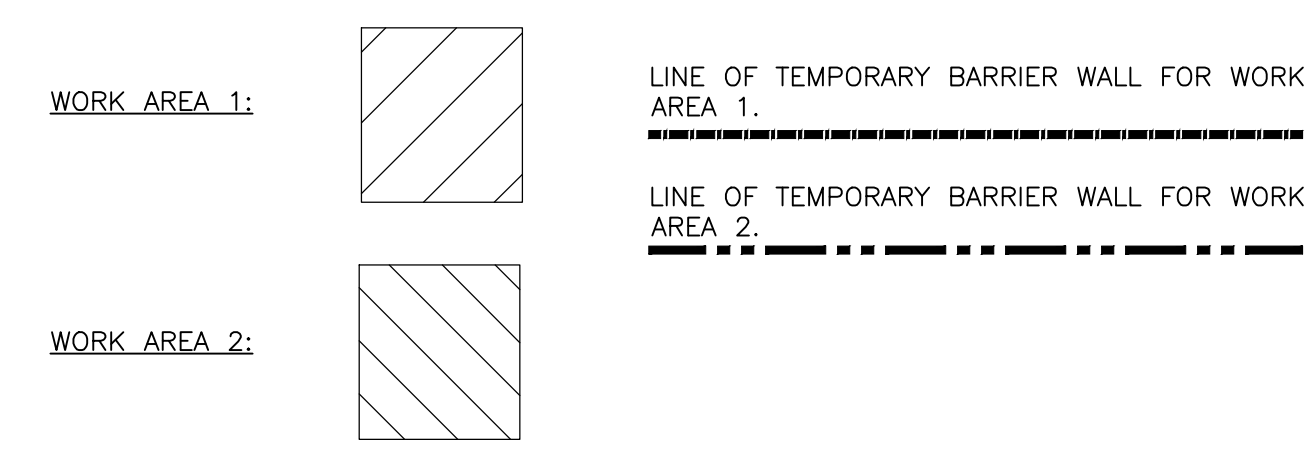
LOCATION: RIVERVIEW CORRECTIONAL FACILITY 1110 TIBBITTS DR. OGDENSBURG, NY 13669

CLIENT: OFFICE OF GENERAL SERVICES

WALL TYPES & DETAILS

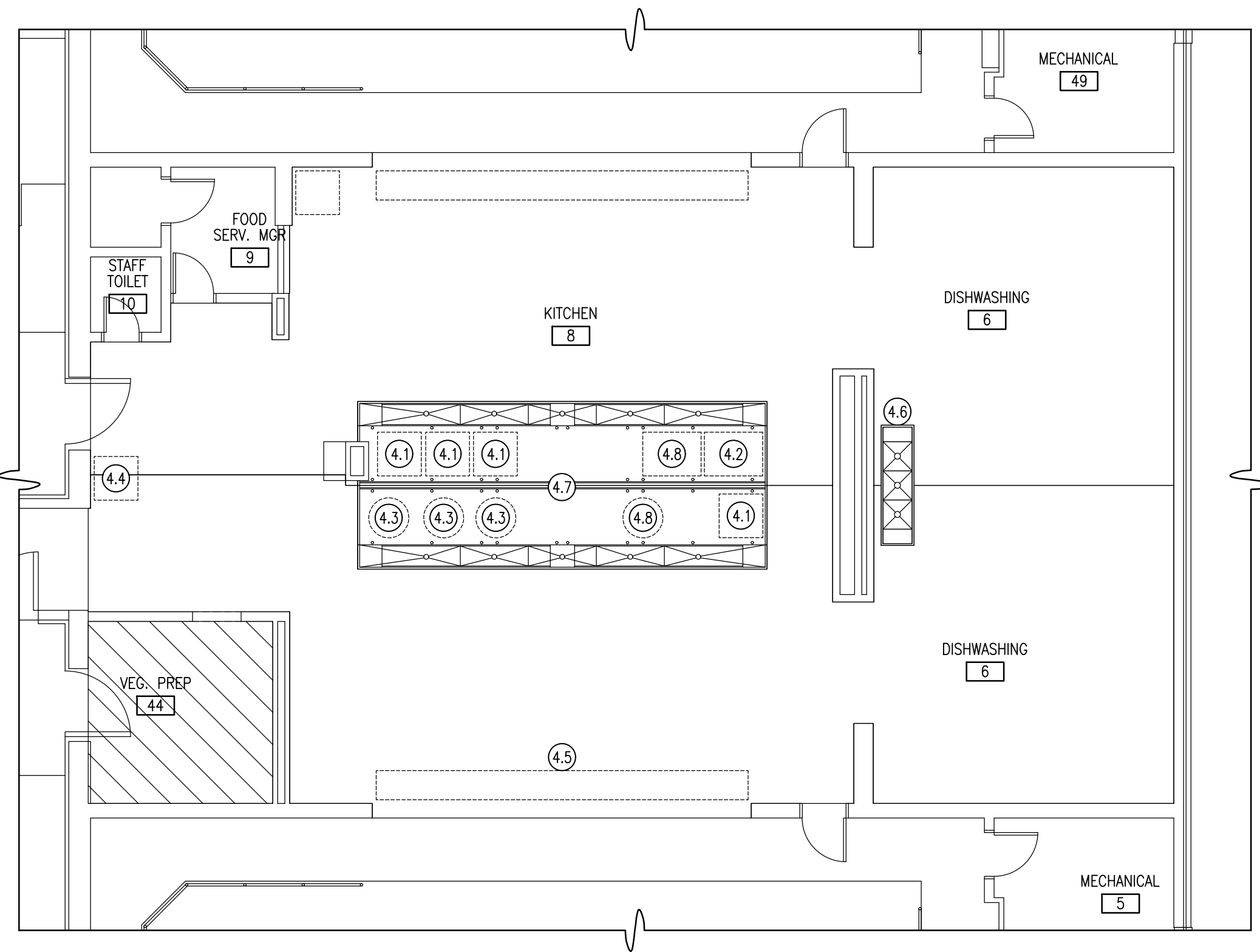
MARK	DATE	DESCRIPTION
01	09/21/2021	ADDENDUM #1
	04/27/2021	BID DOCUMENTS
PROJECT NUMBER:	M3134 - C	
DESIGNED BY:	TCO	
DRAWN BY:	JPC	
FIELD CHECK:		
APPROVED:		
SHEET TITLE:	WALL TYPES & DETAILS	
DRAWING NUMBER:	A-103	
SHEET	07	OF 12

SYMBOLS LEGEND:



GENERAL NOTES:

- A. INSTALLATION AND RELOCATION OF THE TEMPORARY BARRIER WALL MUST BE COORDINATED WITH THE DIRECTOR'S REPRESENTATIVE AND PERFORMED BETWEEN 11:00 PM AND 7:00 AM.
- B. TEMPORARY RELOCATION OF KITCHEN EQUIPMENT MUST BE PERFORMED BETWEEN 11:00 PM AND 7:00 AM AND COORDINATED WITH THE DIRECTOR'S REPRESENTATIVES. THIS INCLUDES TEMPORARY UTILITIES FOR EQUIPMENT.
- C. ALL EQUIPMENT THAT HAS BEEN TEMPORARILY RELOCATED IS TO BE RETURNED TO ITS ORIGINAL LOCATION UPON COMPLETION OF THE DIRECTIVES LISTED IN KEYNOTES 5 - 13 AND UPON COMPLETION OF ALL CONSTRUCTION ACTIVITIES. UNLESS NOTED OTHERWISE C-CONTRACT TO RETURN ALL EQUIPMENT TO ITS ORIGINAL LOCATION, E-CONTRACT TO RECONNECT ALL ELECTRICAL SERVICES, AND P-CONTRACT TO RECONNECT ALL PLUMBING SERVICES.

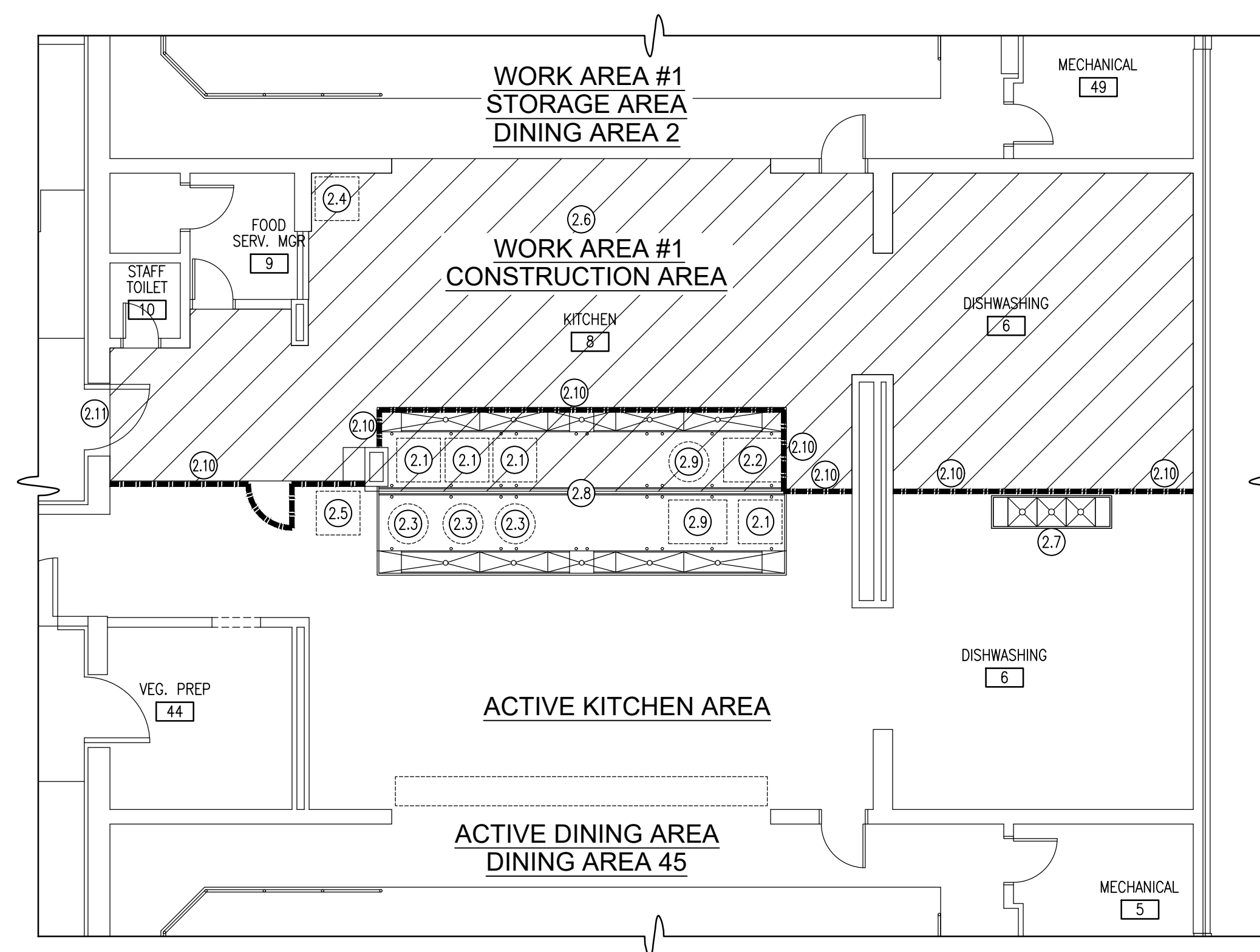


**EQUIPMENT LAYOUT PLAN
WORK AREA 4**

SCALE: 1/8" = 1'-0"

**DETAIL 4
KEY NOTES:**

- 4.1 EXISTING OVEN TO REMAIN.
- 4.2 EXISTING SKITTLE TO REMAIN.
- 4.3 EXISTING STEAM KETTLE TO REMAIN.
- 4.4 REINSTALL ICE MACHINE.
(C) CONTRACT TO REINSTALL.
(P) CONTRACT TO RECONNECT PLUMBING SERVICES.
(E) CONTRACT TO RECONNECT WIRING AND CONDUIT.
- 4.5 REINSTALL SERVING LINE.
(C) CONTRACT TO REINSTALL.
(E) CONTRACT TO RECONNECT WIRING AND CONDUIT.
- 4.6 RELOCATE THREE COMPARTMENT SINK TO ORIGINAL LOCATION.
(C) CONTRACT TO RELOCATE SINK.
(P) CONTRACT TO PROVIDE PLUMBING CONNECTIONS.
- 4.7 EXISTING CURB TO REMAIN.
- 4.8 (1) STEAM KETTLE AND (1) SKITTLE TO SWAP LOCATIONS AT COMPLETION OF CONSTRUCTION.
(C) CONTRACT TO RELOCATE EQUIPMENT AND UTILIZE EXISTING ELECTRICAL OUTLETS LOCATED IN THE CURB THAT DIVIDES STAINLESS STEEL PAN.
(P) CONTRACT TO PROVIDE ALL PLUMBING CONNECTIONS.



**EQUIPMENT LAYOUT PLAN
WORK AREA 1**

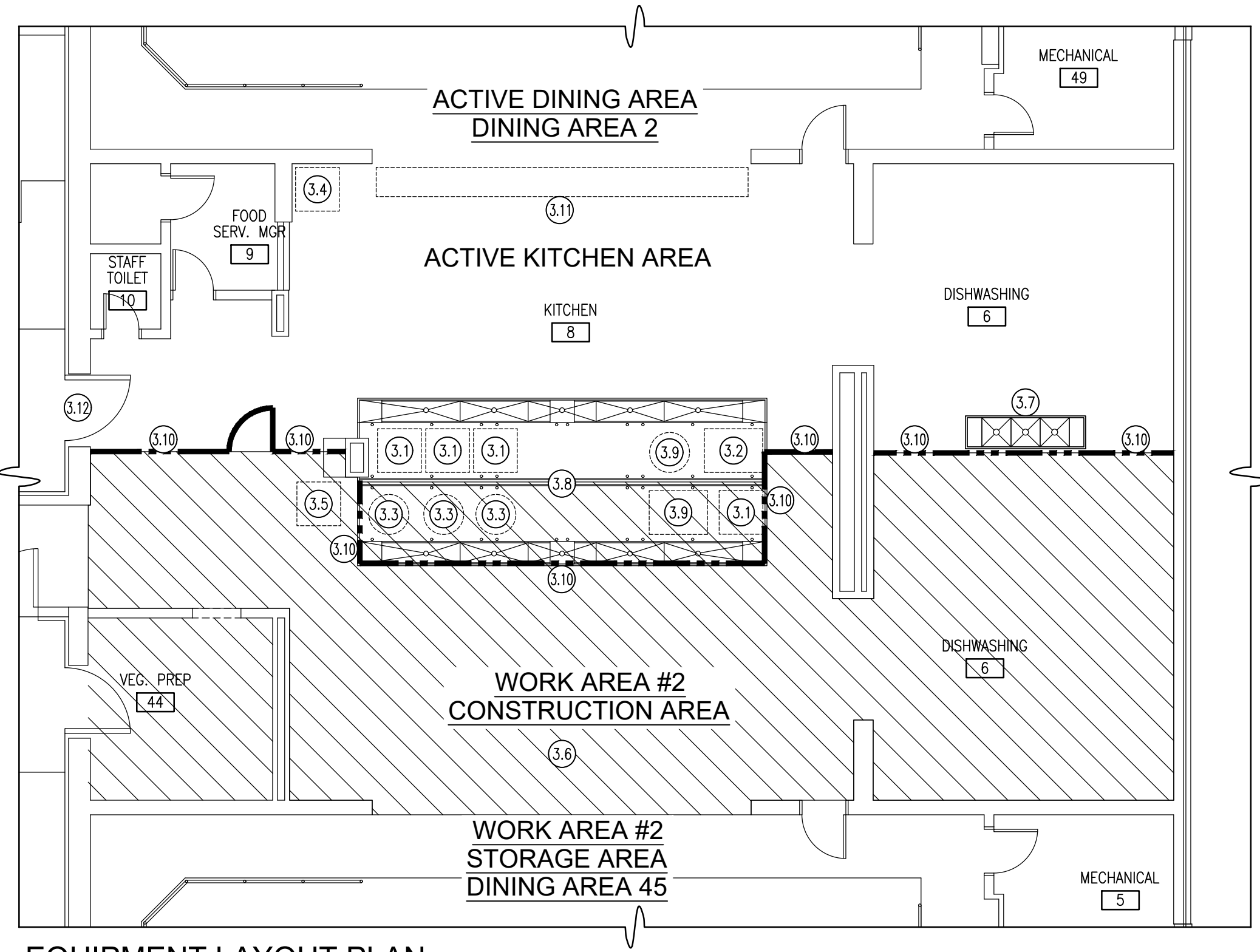
SCALE: 1/8" = 1'-0"

**DETAIL 2
KEY NOTES:**

- 2.1 EXISTING OVEN TO REMAIN.
- 2.2 EXISTING SKITTLE TO REMAIN.
- 2.3 EXISTING STEAM KETTLE TO REMAIN.
- 2.4 REMOVE ICE MACHINE TO DINING AREA 2 AND STORE FOR REINSTALLATION.
(C) CONTRACT TO REMOVE AND STORE.
(P) CONTRACT TO DISCONNECT AND CAP PLUMBING SERVICES.
(E) CONTRACT TO DISCONNECT WIRING AND CONDUIT.
- 2.5 RELOCATE ICE MACHINE TO ACTIVE SIDE OF THE KITCHEN DURING CONSTRUCTION IN WORK AREA #1.
(C) CONTRACT TO RELOCATE SINK.
(P) CONTRACT TO PROVIDE TEMPORARY PLUMBING CONNECTIONS.
(E) CONTRACT TO DISCONNECT WIRING AND CONDUIT.
- 2.6 REMOVE SERVING LINE TO DINING AREA 2 AND STORE FOR REINSTALLATION.
(C) CONTRACT TO REMOVE AND STORE.
(E) CONTRACT TO DISCONNECT WIRING AND CONDUIT.
- 2.7 RELOCATE THREE COMPARTMENT SINK TO THE ACTIVE SIDE OF THE KITCHEN DURING CONSTRUCTION IN WORK AREA #1.
(C) CONTRACT TO RELOCATE SINK.
(P) CONTRACT TO PROVIDE TEMPORARY PLUMBING CONNECTIONS.
- 2.8 EXISTING CURB TO REMAIN.
- 2.9 (1) STEAM KETTLE AND (1) SKITTLE TO SWAP LOCATIONS FOR THE DURATION OF CONSTRUCTION.
(C) CONTRACT TO RELOCATE EQUIPMENT AND UTILIZE EXISTING ELECTRICAL OUTLETS LOCATED IN THE CURB THAT DIVIDES STAINLESS STEEL PAN.
(P) CONTRACT TO PROVIDE ALL TEMPORARY PLUMBING CONNECTIONS.
- 2.10 (C) CONTRACT TO PROVIDE TEMPORARY BARRIER WALL FOR WORK AREA #1. SEE A-101 AND A-103 FOR DETAILS. AT THE CONCLUSION OF CONSTRUCTION ACTIVITIES IN WORK AREA #1 (C) CONTRACT TO REMOVE TEMPORARY BARRIER WALL FROM THIS LOCATION.
- 2.11 THIS DOOR WILL BE LOCKED DURING CONSTRUCTION IN WORK AREA #1.

**DETAIL 1
KEY NOTES:**

- 1.1 EXISTING OVEN.
- 1.2 EXISTING SKITTLE.
- 1.3 EXISTING STEAM KETTLE.
- 1.4 EXISTING ICE MACHINE.
- 1.5 EXISTING SERVING LINE.
- 1.6 EXISTING THREE COMPARTMENT SINK.
- 1.7 EXISTING CURB THAT DIVIDES THE STAINLESS STEEL PAN AND HOUSES EXISTING ELECTRICAL CONNECTIONS FOR THE OVENS, STEAM KETTLES, AND SKITTLES.

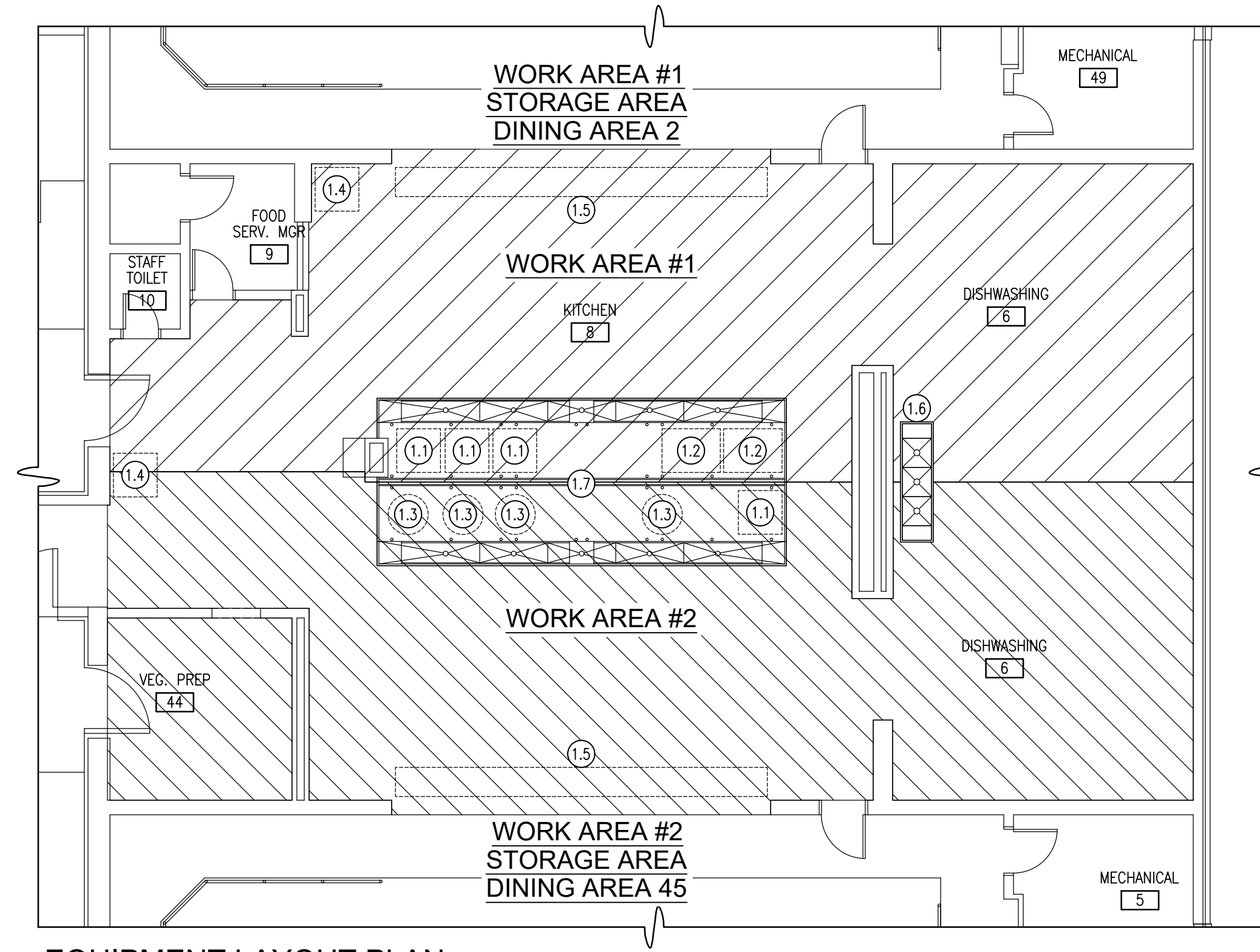


**EQUIPMENT LAYOUT PLAN
WORK AREA 2**

SCALE: 1/8" = 1'-0"

**DETAIL 3
KEY NOTES:**

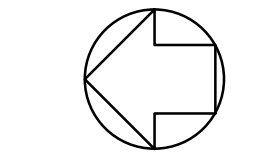
- 3.1 EXISTING OVEN TO REMAIN.
- 3.2 EXISTING SKITTLE TO REMAIN.
- 3.3 EXISTING STEAM KETTLE TO REMAIN.
- 3.4 REINSTALL ICE MACHINE.
(C) CONTRACT TO REINSTALL.
(P) CONTRACT TO RECONNECT PLUMBING SERVICES.
(E) CONTRACT TO RECONNECT WIRING AND CONDUIT.
- 3.5 REMOVE ICE MACHINE TO DINING AREA 45 AND STORE FOR REINSTALLATION.
(C) CONTRACT TO REMOVE AND STORE.
(P) CONTRACT TO DISCONNECT AND CAP PLUMBING SERVICES.
(E) CONTRACT TO DISCONNECT WIRING AND CONDUIT.
- 3.6 REMOVE SERVING LINE TO DINING AREA 45 AND STORE FOR REINSTALLATION.
(C) CONTRACT TO REMOVE AND STORE.
(E) CONTRACT TO DISCONNECT WIRING AND CONDUIT.
- 3.7 RELOCATE THREE COMPARTMENT SINK TO THE ACTIVE SIDE OF THE KITCHEN DURING CONSTRUCTION IN WORK AREA #2.
(C) CONTRACT TO RELOCATE SINK.
(P) CONTRACT TO PROVIDE TEMPORARY PLUMBING CONNECTIONS.
- 3.8 EXISTING CURB TO REMAIN.
- 3.9 (1) STEAM KETTLE AND (1) SKITTLE TEMPORARY LOCATIONS FOR THE DURATION OF CONSTRUCTION.
- 3.10 (C) CONTRACT TO PROVIDE TEMPORARY BARRIER WALL FOR WORK AREA #2. SEE A-101 AND A-103 FOR DETAILS. AT THE CONCLUSION OF CONSTRUCTION ACTIVITIES IN WORK AREA #2 (C) CONTRACT TO REMOVE TEMPORARY BARRIER WALL FROM THIS LOCATION.
- 3.11 REINSTALL SERVING LINE.
(C) CONTRACT TO REINSTALL.
(E) CONTRACT TO RECONNECT WIRING AND CONDUIT.
- 3.12 REMOVE TWO (2) REFRIGERATOR DOORS DURING CONSTRUCTION ACTIVITY IN WORK AREA 2 AND STORE FOR REINSTALLATION. REINSTALL THE DOORS AT THE COMPLETION OF CONSTRUCTION IN WORK AREA 2.




**EQUIPMENT LAYOUT PLAN
EXISTING CONDITION**

SCALE: 1/8" = 1'-0"

REFERENCE NORTH



WARNING:
THE ALTERATION OF THIS MATERIAL IN ANY WAY, UNLESS DONE UNDER THE DIRECTION OF A COMPARABLE PROFESSIONAL, I.E. ARCHITECT FOR AN ARCHITECT, ENGINEER FOR AN ENGINEER OR LANDSCAPE ARCHITECT FOR A LANDSCAPE ARCHITECT, IS A VIOLATION OF THE NEW YORK STATE EDUCATION LAW AND/OR REGULATIONS AND IS A CLASS-A MISDEMEANOR.



CONTRACT: PLUMBING

TITLE: REPLACE QUARRY TILE FLOOR, KITCHEN & DISHWASH AREA

LOCATION: RIVERVIEW CORRECTIONAL FACILITY
1110 TIBBITTS DR.
OGDENSBURG, NY 13669

CLIENT: OFFICE OF GENERAL SERVICES

MARK	DATE	DESCRIPTION
▲	09/21/2021	ADDENDUM 01
	04/27/2021	BID DOCUMENTS

PROJECT NUMBER: M3134 - P

DESIGNED BY: HJC

DRAWN BY: HJC

FIELD CHECK:

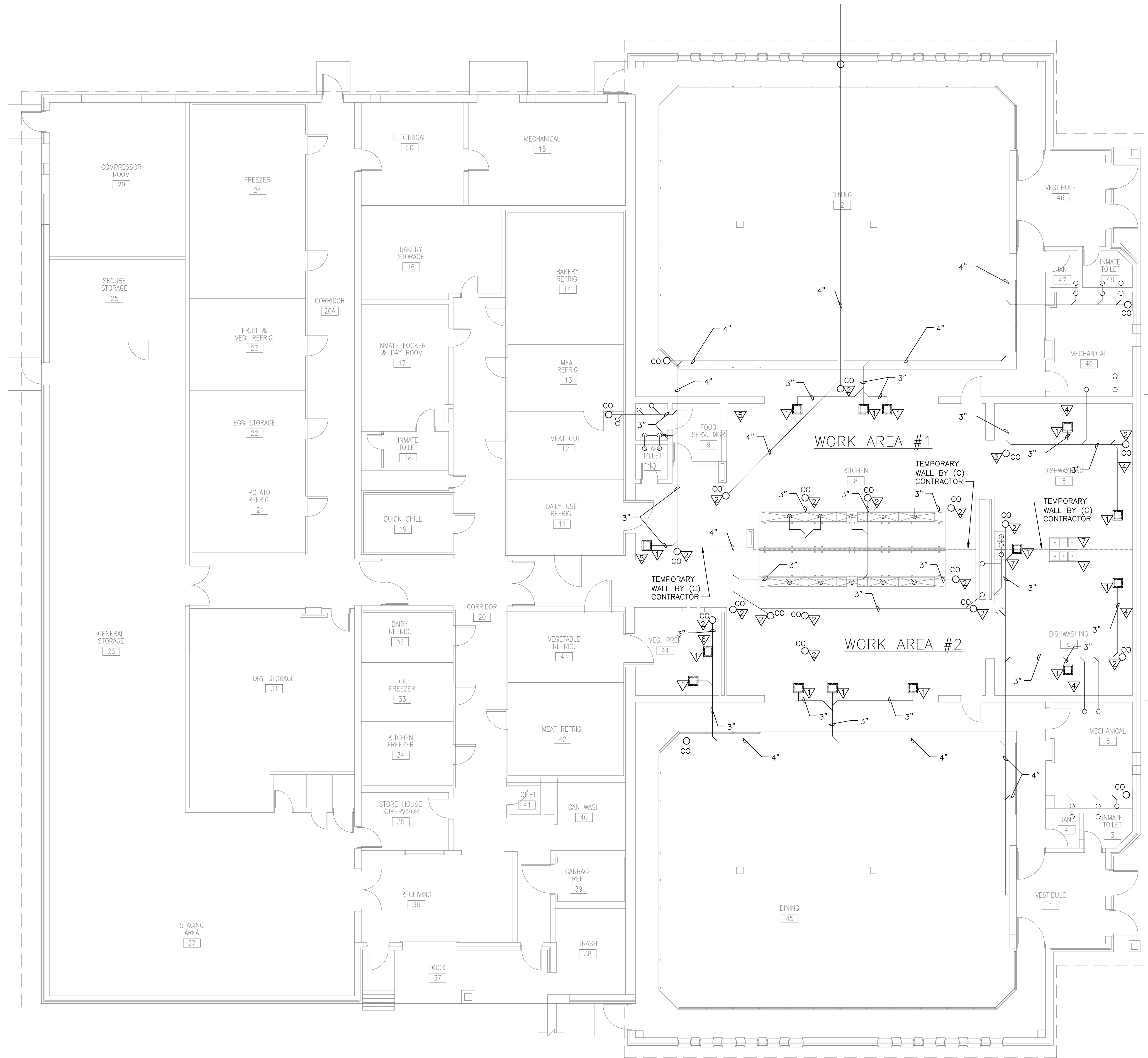
APPROVED:

SHEET TITLE: EQUIPMENT RELOCATIONS

DRAWING NUMBER: P-100

SHEET 08 OF 12

Sep 20, 2021 1:19pm
 C:\Users\Nvora\OneDrive - cabzasengineering.com\BCA\OS Projects\M3134 - Riverview CF Kitchen Floor\BID Documents\M3134-P-100.dwg
 36x24 PLOT SHEET



KITCHEN REMOVAL PLAN

SCALE: 1/8" = 1'-0"

1

REMOVAL NOTES:

- ▽ REMOVE FLOOR SINK AND ALL ASSOCIATED ACCESSORIES PER ASSOCIATED WORK AREA. SANITARY LINE TO REMAIN.
- ▽ REMOVE FLOOR CLEAN OUT AND ALL ASSOCIATED ACCESSORIES PER ASSOCIATED WORK AREA. SANITARY LINE TO REMAIN.
- ▽ TEMPORARILY CAP ALL SERVICES TO SERVING LINE. TEMPORARILY RELOCATE SERVING LINE PER ASSOCIATED WORK AREA.
- ▽ TEMPORARILY CAP ALL SERVICES TO DISHWASHING AREA. TEMPORARILY RELOCATE COUNTERS AND DISHWASHER PER ASSOCIATED WORK AREA.
- ▽ TEMPORARILY CAP ALL SERVICES TO ICE-MAKER. TEMPORARILY RELOCATE ICE-MAKER PER ASSOCIATED WORK AREA.
- ▽ TEMPORARILY CAP ALL SERVICES TO VEGETABLE PREP ROOM SINK. TEMPORARILY RELOCATE SINK AND COUNTER PER ASSOCIATED WORK AREA.
- ▽ TEMPORARILY EXTEND ALL SERVICES TO 3-COMPARTMENT SINK. TEMPORARILY RELOCATE SINK AS PER WORK AREA. SINK TO BE RELOCATED 3 TIMES. AT THE END OF CONSTRUCTION THE SINK SHALL BE IN ITS ORIGINAL LOCATION, FULLY OPERATIONAL. PIPING INCLUDES (2) 1/2" DOMESTIC COLD WATER LINES, (1) 1/2" DOMESTIC HOT WATER LINE, (1) 1/2" DOMESTIC HOT WATER 180 DEG F LINE AND 3" PVC SANITARY LINE.

WORK AREA 1
 PLUMBING NOTES:

- A. THE EXISTING THREE COMPARTMENT SINK IN THE DISHWASHING ROOM WILL BE RELOCATED TO ACCOMMODATE THE TEMPORARY PARTITION. EXTEND PIPING TO ALLOW RECONNECTION TO THE SINK AND DISCHARGE DRAIN LINE.
- B. DISCONNECT ALL WATER AND DRAIN PIPING SERVING EQUIPMENT LOCATED ON THE EAST SIDE OF THE KITCHEN, SERVING LINE AND DISHWASHING AREAS, INCLUDING, SERVING LINE, ICE MAKERS AND DISHWASHER. TEMPORARILY CAP OUTLETS AS REQUIRES FOR RE-CONNECTION TO EQUIPMENT.
- C. REMOVE THE FLOOR SINKS AND TEMPORARILY PLUG THE DRAIN LINES AND VENT LINES.
- D. AT COMPLETION OF CONSTRUCTION IN WORK AREA 1, RECONNECT WATER AND DRAIN PIPING SERVING EQUIPMENT TEMPORARILY RELOCATED IN THIS AREA.
- E. ALL TEMPORARY SANITARY PIPING SHALL BE PVC. ALL DOMESTIC WATER PIPING SHALL BE TYPE L COPPER.

WORK AREA 2
 PLUMBING NOTES:

- A. THE EXISTING THREE COMPARTMENT SINK IN THE DISHWASHING ROOM WILL BE RELOCATED TO ACCOMMODATE THE TEMPORARY PARTITION. EXTEND PIPING TO ALLOW RECONNECTION TO THE SINK AND DISCHARGE DRAIN LINE.
- B. DISCONNECT ALL WATER AND DRAIN PIPING SERVING EQUIPMENT LOCATED ON THE WEST SIDE OF THE KITCHEN, SERVING LINE, VEGETABLE PREP ROOM AND DISHWASHING AREAS, INCLUDING, SERVING LINE, PEELER, ICE MAKERS, AND DISHWASHER. TEMPORARILY CAP OUTLETS AS REQUIRES FOR RE-CONNECTION TO EQUIPMENT.
- C. REMOVE THE FLOOR SINKS AND TEMPORARILY PLUG THE DRAIN LINES AND VENT LINES.
- D. AT COMPLETION OF CONSTRUCTION IN WORK AREA 2, RECONNECT WATER AND DRAIN PIPING SERVING EQUIPMENT TEMPORARILY RELOCATED IN THIS AREA.
- E. ALL TEMPORARY SANITARY PIPING SHALL BE PVC. ALL DOMESTIC WATER PIPING SHALL BE TYPE L COPPER.

DESIGN & CONSTRUCTION

CONSULTANT



Bernier, Carr & Associates,
 Engineers, Architects and Land Surveyors, P.C.



CABEZAS
 ENGINEERING, PLLC
 New York State Certified MBE Firm
 Mechanical, Electrical and Plumbing Engineering

COMPLIANCE STATEMENT:
 TO THE BEST OF MY KNOWLEDGE, BELIEF AND PROFESSIONAL JUDGEMENT, THESE PLANS AND SPECIFICATIONS ARE IN COMPLIANCE WITH THE 2020 INTERNATIONAL ENERGY CODE (IECC 2020) AS ADOPTED WITH AMENDMENTS BY THE 2020 NEW YORK STATE ENERGY CONSERVATION CONSTRUCTION CODE. (NYSECC 2020)

WARNING:
 THE ALTERATION OF THIS MATERIAL IN ANY WAY, UNLESS DONE UNDER THE DIRECTION OF A COMPARABLE PROFESSIONAL, I.E. ARCHITECT FOR AN ARCHITECT, ENGINEER FOR AN ENGINEER OR LANDSCAPE ARCHITECT FOR A LANDSCAPE ARCHITECT, IS A VIOLATION OF THE NEW YORK STATE EDUCATION LAW AND/OR REGULATIONS AND IS A CLASS-"A" MISDEMEANOR.



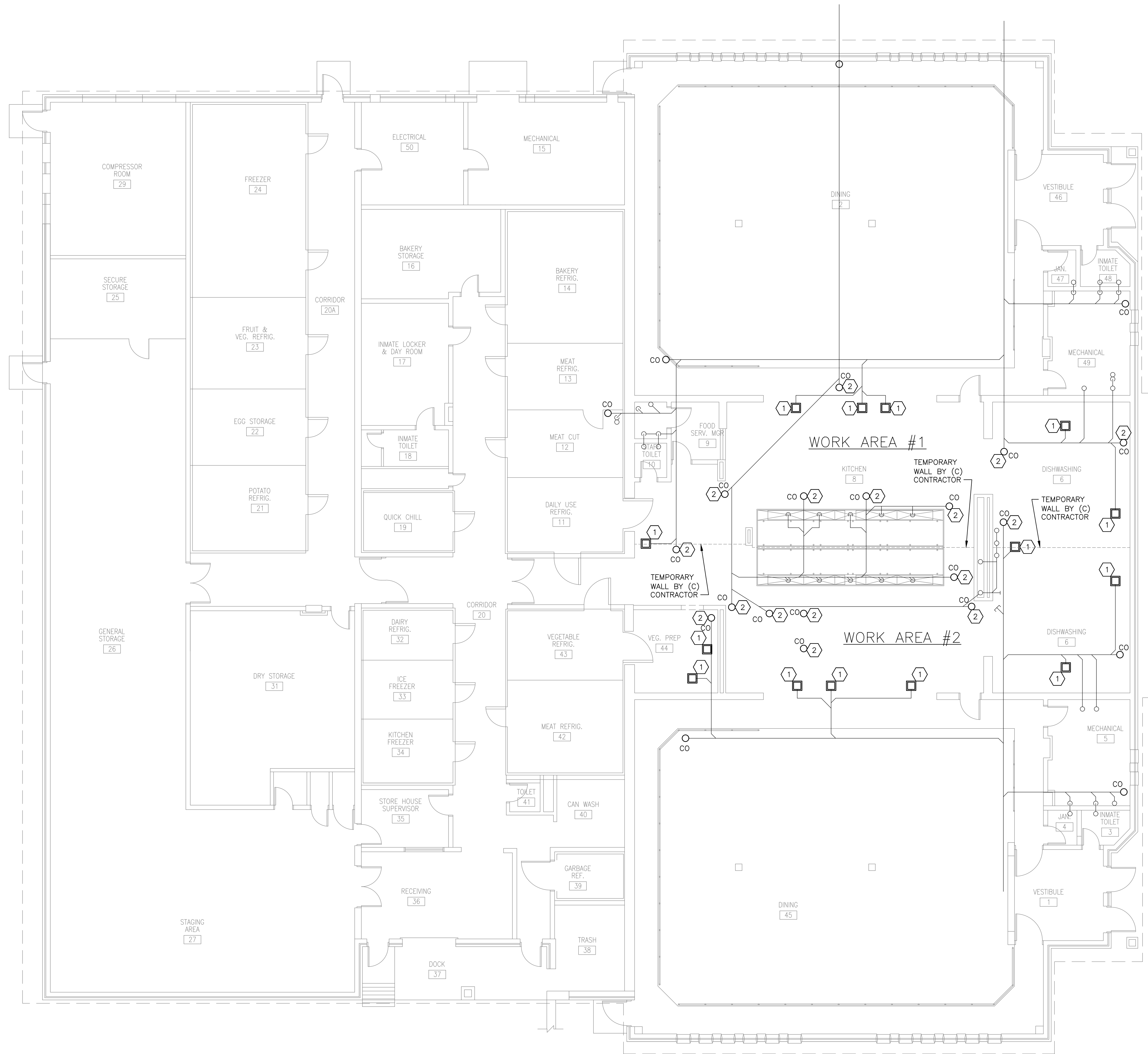
CONTRACT: **PLUMBING**

TITLE: **REPLACE QUARRY TILE FLOOR, KITCHEN & DISHWASH AREA BUILDING 12**

LOCATION: **RIVERVIEW CORRECTIONAL FACILITY
 1110 TIBBITTS DR.
 OGDENSBURG, NY 13669**

CLIENT: **OFFICE OF GENERAL SERVICES**

MARK	DATE	DESCRIPTION
△	09/21/2021	ADDENDUM 01
	04/27/2021	BID DOCUMENTS
PROJECT NUMBER: M3134 - P		
DESIGNED BY:		HJC
DRAWN BY:		HJC
FIELD CHECK:		
APPROVED:		
SHEET TITLE: KITCHEN REMOVAL PLAN		
DRAWING NUMBER: P-101		
SHEET 09 OF 12		




KEY NOTES:

- 1 PROVIDE FLOOR SINK, FS-1, CONNECT TO EXISTING SANITARY LINE PER ASSOCIATED WORK AREA.
- 2 PROVIDE FLOOR CLEAN OUT, CO-1, CONNECT TO EXISTING SANITARY LINE PER ASSOCIATED WORK AREA.

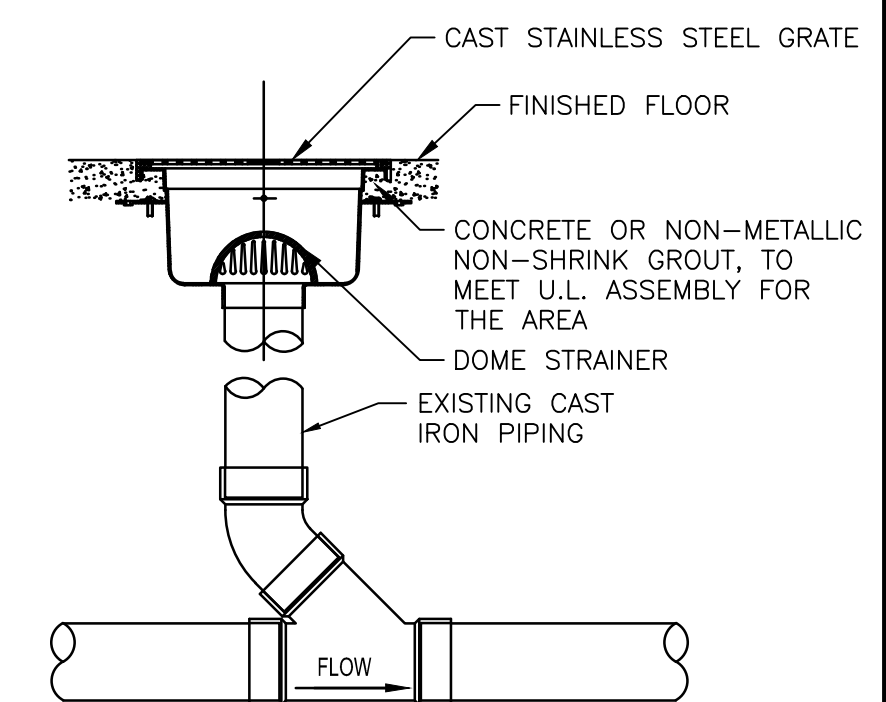
KITCHEN PLAN

SCALE: 1/8" = 1'-0"



FLOOR SINK

NOT TO SCALE



CENTER SECURING SCREW

BRONZE TOP FLOOR LINE

CONCRETE OR NON-METALLIC NON-SHRINK GROUT, TO MEET U.L. ASSEMBLY FOR THE AREA

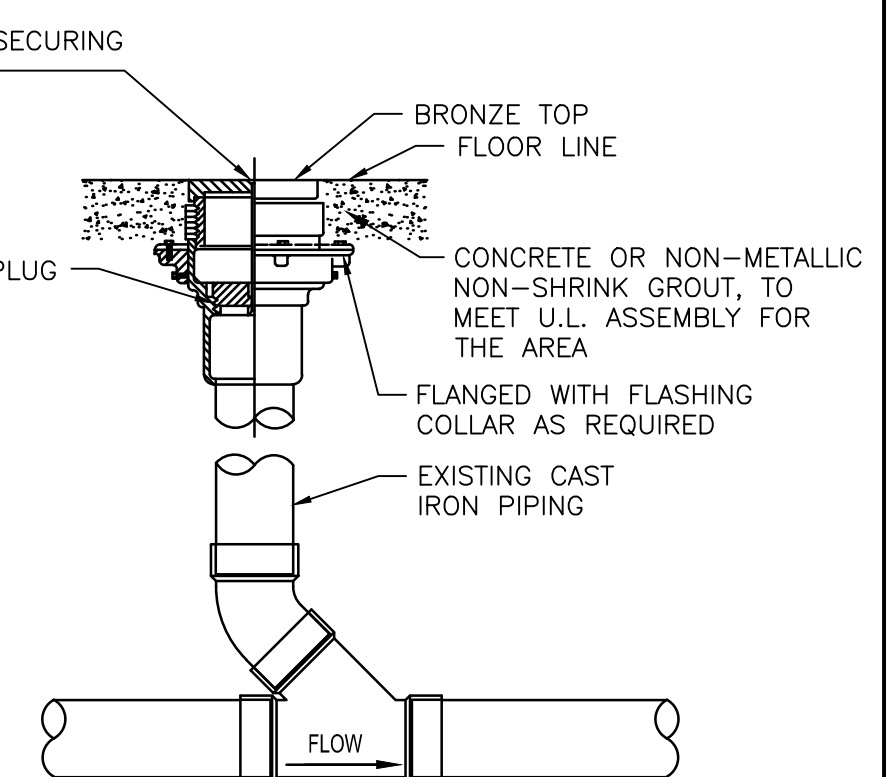
FLANGED WITH FLASHING COLLAR AS REQUIRED

EXISTING CAST IRON PIPING

FLOW

FLOOR CLEANOUT

NOT TO SCALE



NEW YORK STATE OF COURTESY. Office of General Services

DESIGN & CONSTRUCTION

CONSULTANT

BCA ARCHITECTS ENGINEERS Barner, Carr & Associates, Engineers, Architects and Land Surveyors, P.C.

CABEZAS ENGINEERING, PLLC New York State Certified MBE Firm Mechanical, Electrical and Plumbing Engineering

COMPLIANCE STATEMENT:
TO THE BEST OF MY KNOWLEDGE, BELIEF AND PROFESSIONAL JUDGEMENT, THESE PLANS AND SPECIFICATIONS ARE IN COMPLIANCE WITH THE 2020 INTERNATIONAL ENERGY CODE (IECC 2020) AS ADOPTED WITH AMENDMENTS BY THE 2020 NEW YORK STATE ENERGY CONSERVATION CONSTRUCTION CODE. (NYSECC 2020)

WARNING:
THE ALTERATION OF THIS MATERIAL IN ANY WAY, UNLESS DONE UNDER THE DIRECTION OF A COMPARABLE PROFESSIONAL, I.E. ARCHITECT FOR AN ARCHITECT, ENGINEER FOR AN ENGINEER OR LANDSCAPE ARCHITECT FOR A LANDSCAPE ARCHITECT, IS A VIOLATION OF THE NEW YORK STATE EDUCATION LAW AND/OR REGULATIONS AND IS A CLASS "A" MISDEMEANOR.

CONTRACT: **PLUMBING**

TITLE: **REPLACE QUARRY TILE FLOOR, KITCHEN & DISHWASH AREA BUILDING 12**

LOCATION: **RIVERVIEW CORRECTIONAL FACILITY 1110 TIBBITTS DR. OGDENSBURG, NY 13669**

CLIENT: **OFFICE OF GENERAL SERVICES**

MARK	DATE	DESCRIPTION
A	09/21/2021	ADDENDUM 01
	04/27/2021	BID DOCUMENTS

PROJECT NUMBER: **M3134 - P**

DESIGNED BY: **HJC**

DRAWN BY: **HJC**

FIELD CHECK:

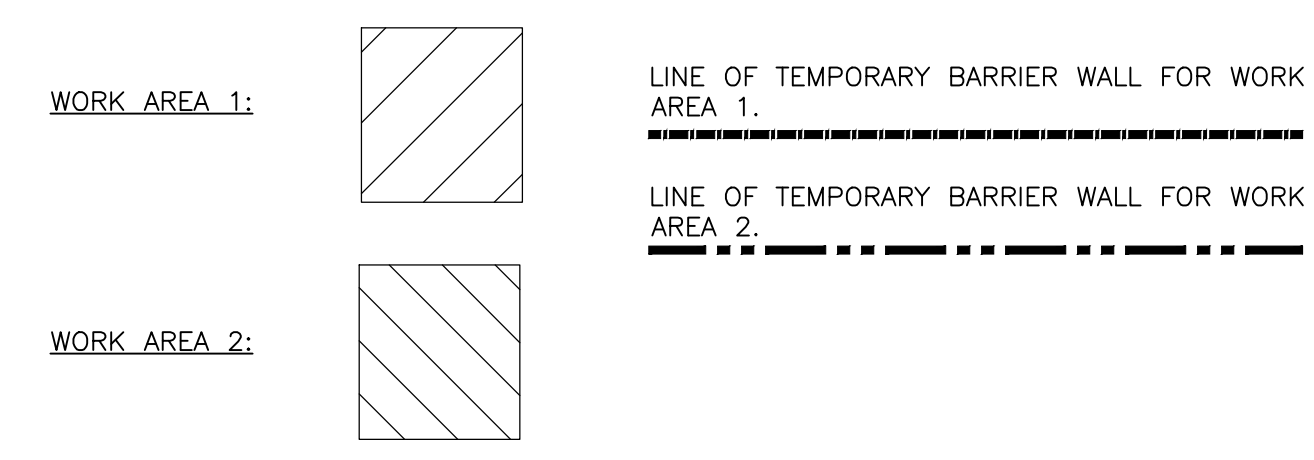
APPROVED:

SHEET TITLE: **KITCHEN PLAN**

DRAWING NUMBER: **P-102**

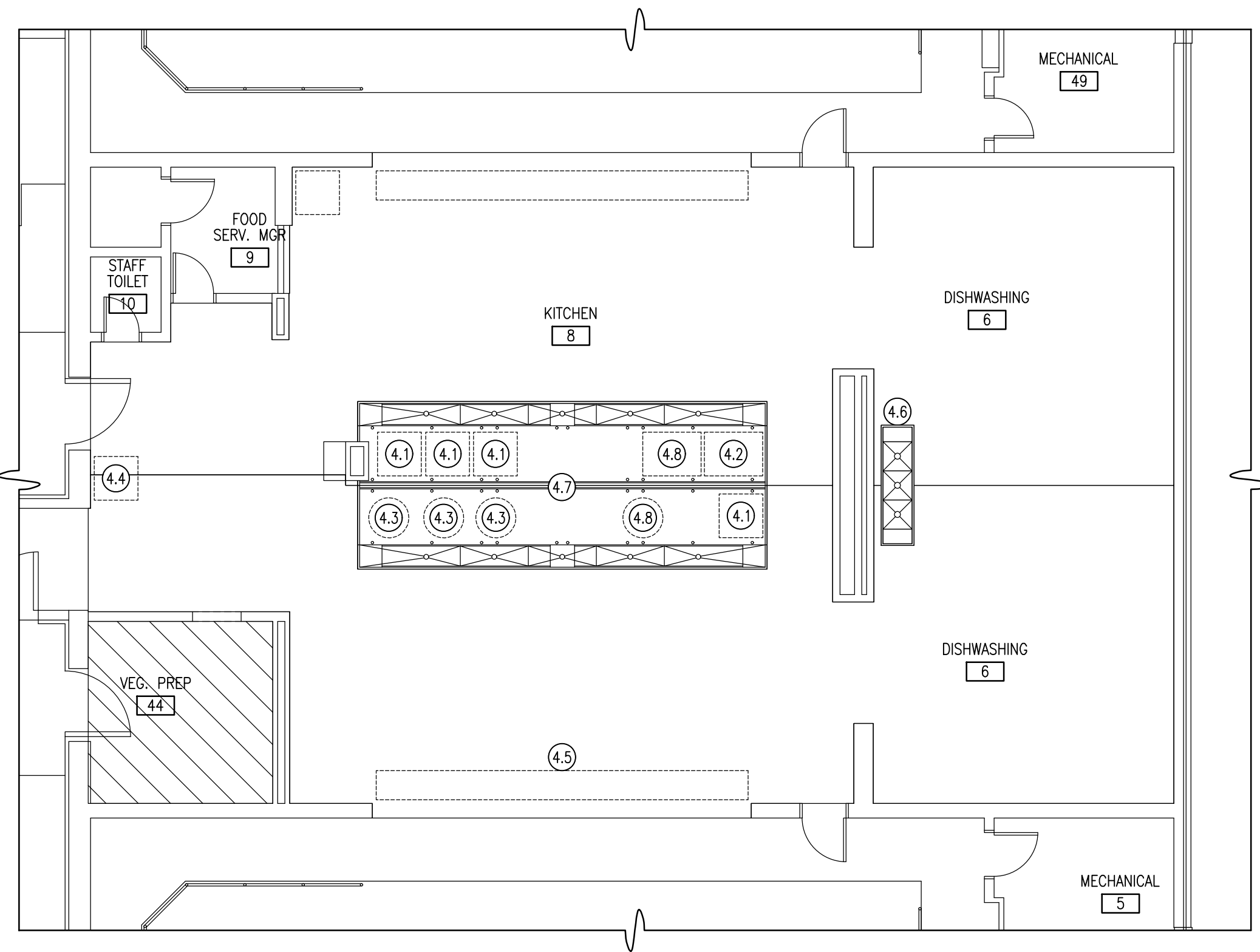
SHEET 10 OF 12

SYMBOLS LEGEND:



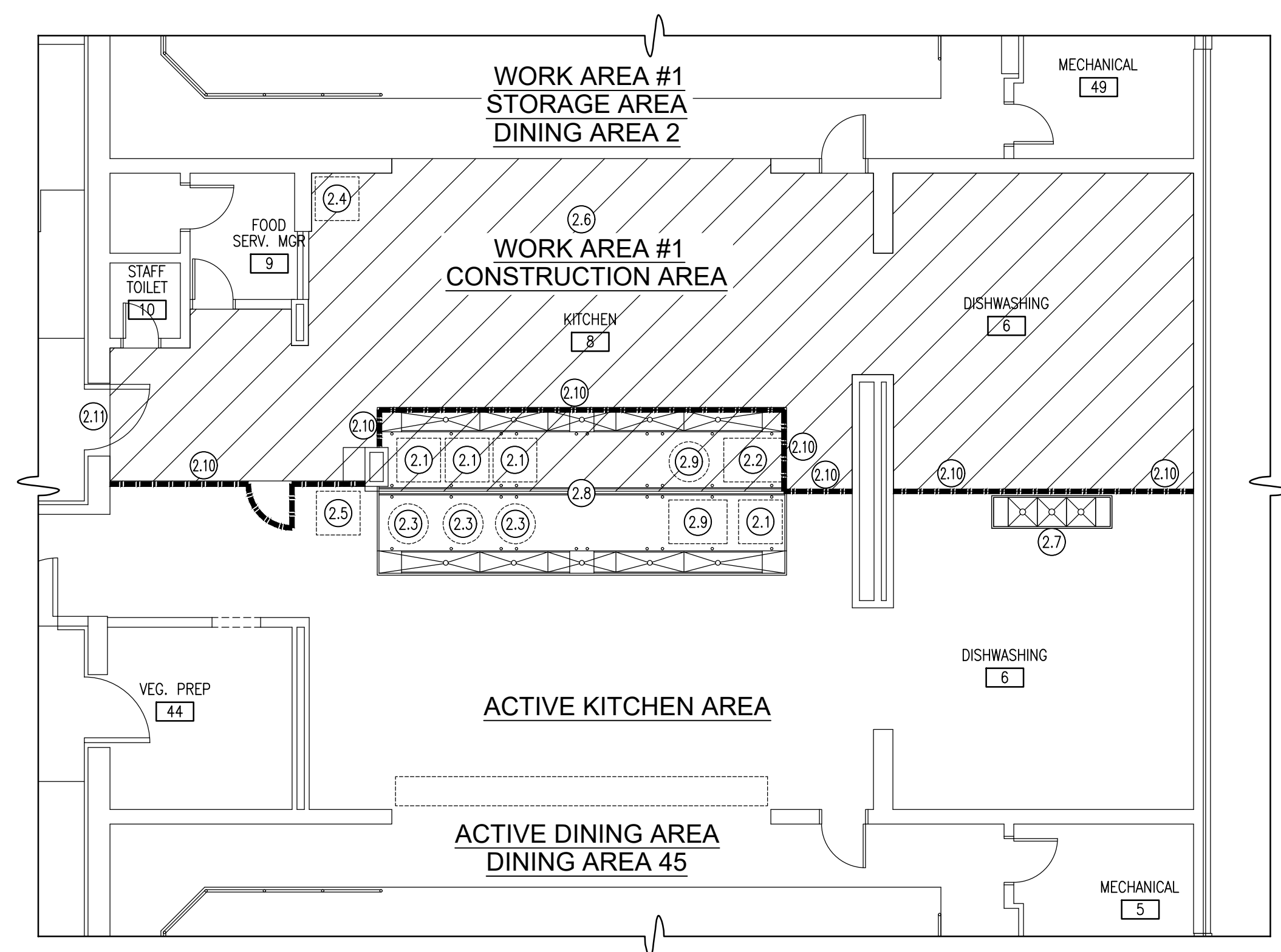
GENERAL NOTES:

- A. INSTALLATION AND RELOCATION OF THE TEMPORARY BARRIER WALL MUST BE COORDINATED WITH THE DIRECTOR'S REPRESENTATIVE AND PERFORMED BETWEEN 11:00 PM AND 7:00 AM.
- B. TEMPORARY RELOCATION OF KITCHEN EQUIPMENT MUST BE PERFORMED BETWEEN 11:00 PM AND 7:00 AM AND COORDINATED WITH THE DIRECTOR'S REPRESENTATIVES. THIS INCLUDES TEMPORARY UTILITIES FOR EQUIPMENT.
- C. ALL EQUIPMENT THAT HAS BEEN TEMPORARILY RELOCATED IS TO BE RETURNED TO ITS ORIGINAL LOCATION UPON COMPLETION OF THE DIRECTIVES LISTED IN KEYNOTES 5 - 13 AND UPON COMPLETION OF ALL CONSTRUCTION ACTIVITIES. UNLESS NOTED OTHERWISE C-CONTRACT TO RETURN ALL EQUIPMENT TO ITS ORIGINAL LOCATION, E-CONTRACT TO RECONNECT ALL ELECTRICAL SERVICES, AND P-CONTRACT TO RECONNECT ALL PLUMBING SERVICES.



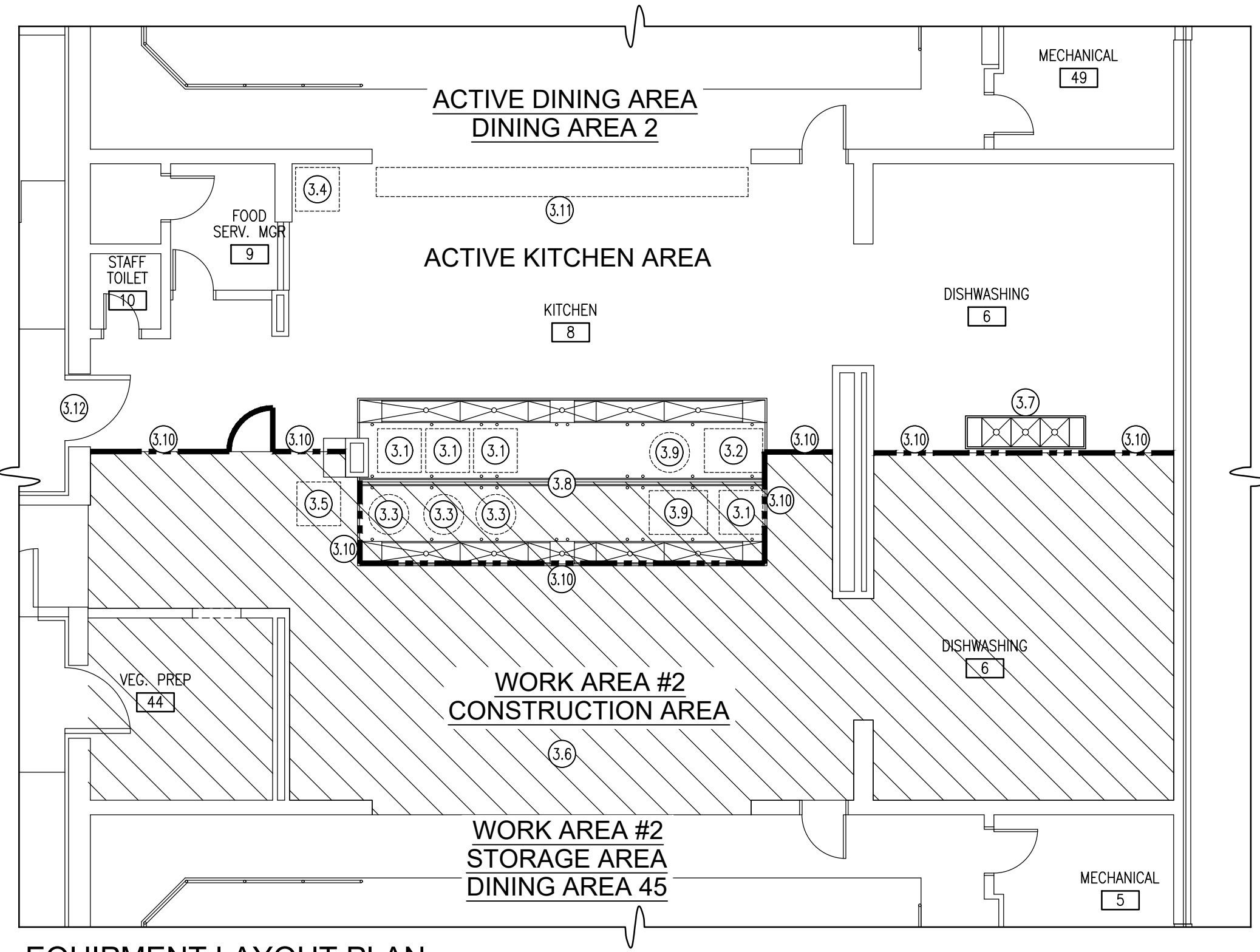
- DETAIL 4 KEY NOTES:**
- 4.1 EXISTING OVEN TO REMAIN.
 - 4.2 EXISTING SKITTLE TO REMAIN.
 - 4.3 EXISTING STEAM KETTLE TO REMAIN.
 - 4.4 REINSTALL ICE MACHINE.
(C) CONTRACT TO REINSTALL.
(P) CONTRACT TO RECONNECT PLUMBING SERVICES.
(E) CONTRACT TO RECONNECT WIRING AND CONDUIT.
 - 4.5 REINSTALL SERVING LINE.
(C) CONTRACT TO REINSTALL.
(E) CONTRACT TO RECONNECT WIRING AND CONDUIT.
 - 4.6 RELOCATE THREE COMPARTMENT SINK TO ORIGINAL LOCATION.
(C) CONTRACT TO RELOCATE SINK.
(P) CONTRACT TO PROVIDE PLUMBING CONNECTIONS.
 - 4.7 EXISTING CURB TO REMAIN.
 - 4.8 (1) STEAM KETTLE AND (1) SKITTLE TO SWAP LOCATIONS AT COMPLETION OF CONSTRUCTION.
(C) CONTRACT TO RELOCATE EQUIPMENT AND UTILIZE EXISTING ELECTRICAL OUTLETS LOCATED IN THE CURB THAT DIVIDES STAINLESS STEEL PAN.
(P) CONTRACT TO PROVIDE ALL PLUMBING CONNECTIONS.

EQUIPMENT LAYOUT PLAN
SCALE: 1/8" = 1'-0"



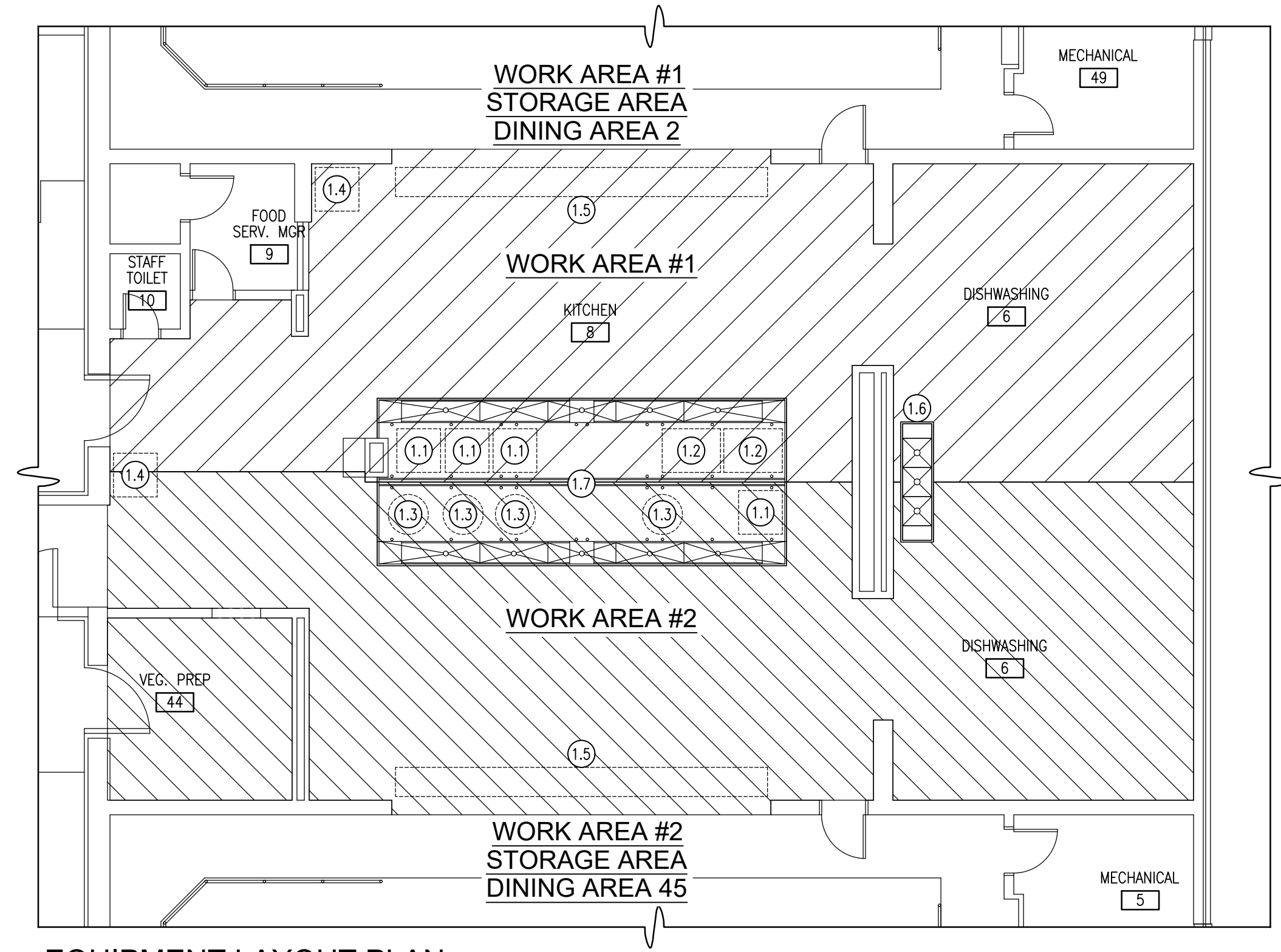
- DETAIL 2 KEY NOTES:**
- 2.1 EXISTING OVEN TO REMAIN.
 - 2.2 EXISTING SKITTLE TO REMAIN.
 - 2.3 EXISTING STEAM KETTLE TO REMAIN.
 - 2.4 REMOVE ICE MACHINE TO DINING AREA 2 AND STORE FOR REINSTALLATION.
(C) CONTRACT TO REMOVE AND STORE.
(P) CONTRACT TO DISCONNECT AND CAP PLUMBING SERVICES.
(E) CONTRACT TO DISCONNECT WIRING AND CONDUIT.
 - 2.5 RELOCATE ICE MACHINE TO ACTIVE SIDE OF THE KITCHEN DURING CONSTRUCTION IN WORK AREA #1.
(C) CONTRACT TO RELOCATE SINK.
(P) CONTRACT TO PROVIDE TEMPORARY PLUMBING CONNECTIONS.
(E) CONTRACT TO DISCONNECT WIRING AND CONDUIT.
 - 2.6 REMOVE SERVING LINE TO DINING AREA 2 AND STORE FOR REINSTALLATION.
(C) CONTRACT TO REMOVE AND STORE.
(E) CONTRACT TO DISCONNECT WIRING AND CONDUIT.
 - 2.7 RELOCATE THREE COMPARTMENT SINK TO THE ACTIVE SIDE OF THE KITCHEN DURING CONSTRUCTION IN WORK AREA #1.
(C) CONTRACT TO RELOCATE SINK.
(P) CONTRACT TO PROVIDE TEMPORARY PLUMBING CONNECTIONS.
 - 2.8 EXISTING CURB TO REMAIN.
 - 2.9 (1) STEAM KETTLE AND (1) SKITTLE TO SWAP LOCATIONS FOR THE DURATION OF CONSTRUCTION.
(C) CONTRACT TO RELOCATE EQUIPMENT AND UTILIZE EXISTING ELECTRICAL OUTLETS LOCATED IN THE CURB THAT DIVIDES STAINLESS STEEL PAN.
(P) CONTRACT TO PROVIDE ALL TEMPORARY PLUMBING CONNECTIONS.
 - 2.10 (C) CONTRACT TO PROVIDE TEMPORARY BARRIER WALL FOR WORK AREA #1. SEE A-101 AND A-103 FOR DETAILS. AT THE CONCLUSION OF CONSTRUCTION ACTIVITIES IN WORK AREA #1 (C) CONTRACT TO REMOVE TEMPORARY BARRIER WALL FROM THIS LOCATION.
 - 2.11 THIS DOOR WILL BE LOCKED DURING CONSTRUCTION IN WORK AREA #1.

EQUIPMENT LAYOUT PLAN
WORK AREA 1
SCALE: 1/8" = 1'-0"



- DETAIL 3 KEY NOTES:**
- 3.1 EXISTING OVEN TO REMAIN.
 - 3.2 EXISTING SKITTLE TO REMAIN.
 - 3.3 EXISTING STEAM KETTLE TO REMAIN.
 - 3.4 REINSTALL ICE MACHINE.
(C) CONTRACT TO REINSTALL.
(P) CONTRACT TO RECONNECT PLUMBING SERVICES.
(E) CONTRACT TO RECONNECT WIRING AND CONDUIT.
 - 3.5 REMOVE ICE MACHINE TO DINING AREA 45 AND STORE FOR REINSTALLATION.
(C) CONTRACT TO REMOVE AND STORE.
(P) CONTRACT TO DISCONNECT AND CAP PLUMBING SERVICES.
(E) CONTRACT TO DISCONNECT WIRING AND CONDUIT.
 - 3.6 REMOVE SERVING LINE TO DINING AREA 45 AND STORE FOR REINSTALLATION.
(C) CONTRACT TO REMOVE AND STORE.
(E) CONTRACT TO DISCONNECT WIRING AND CONDUIT.
 - 3.7 RELOCATE THREE COMPARTMENT SINK TO THE ACTIVE SIDE OF THE KITCHEN DURING CONSTRUCTION IN WORK AREA #2.
(C) CONTRACT TO RELOCATE SINK.
(P) CONTRACT TO PROVIDE TEMPORARY PLUMBING CONNECTIONS.
 - 3.8 EXISTING CURB TO REMAIN.
 - 3.9 (1) STEAM KETTLE AND (1) SKITTLE TEMPORARY LOCATIONS FOR THE DURATION OF CONSTRUCTION.
 - 3.10 (C) CONTRACT TO PROVIDE TEMPORARY BARRIER WALL FOR WORK AREA #2. SEE A-101 AND A-103 FOR DETAILS. AT THE CONCLUSION OF CONSTRUCTION ACTIVITIES IN WORK AREA #2 (C) CONTRACT TO REMOVE TEMPORARY BARRIER WALL FROM THIS LOCATION.
 - 3.11 REINSTALL SERVING LINE.
(C) CONTRACT TO REINSTALL.
(E) CONTRACT TO RECONNECT WIRING AND CONDUIT.
 - 3.12 REMOVE TWO (2) REFRIGERATOR DOORS DURING CONSTRUCTION ACTIVITY IN WORK AREA #2 AND STORE FOR REINSTALLATION. REINSTALL THE DOORS AT THE COMPLETION OF CONSTRUCTION IN WORK AREA #2.

EQUIPMENT LAYOUT PLAN
WORK AREA 2
SCALE: 1/8" = 1'-0"



- DETAIL 1 KEY NOTES:**
- 1.1 EXISTING OVEN.
 - 1.2 EXISTING SKITTLE.
 - 1.3 EXISTING STEAM KETTLE.
 - 1.4 EXISTING ICE MACHINE.
 - 1.5 EXISTING SERVING LINE.
 - 1.6 EXISTING THREE COMPARTMENT SINK.
 - 1.7 EXISTING CURB THAT DIVIDES THE STAINLESS STEEL PAN AND HOUSES EXISTING ELECTRICAL CONNECTIONS FOR THE OVENS, STEAM KETTLES, AND SKITTLES.

EQUIPMENT LAYOUT PLAN
EXISTING CONDITION
SCALE: 1/8" = 1'-0"

WARNING:
THE ALTERATION OF THIS MATERIAL IN ANY WAY, UNLESS DONE UNDER THE DIRECTION OF A COMPARABLE PROFESSIONAL, I.E. ARCHITECT FOR AN ARCHITECT, ENGINEER FOR AN ENGINEER OR LANDSCAPE ARCHITECT FOR A LANDSCAPE ARCHITECT, IS A VIOLATION OF THE NEW YORK STATE EDUCATION LAW AND/OR REGULATIONS AND IS A CLASS 'A' MISDEMEANOR.



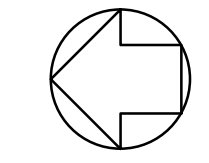
CONTRACT: ELECTRICAL
TITLE: REPLACE QUARRY TILE FLOOR, KITCHEN & DISHWASH AREA
LOCATION: RIVERVIEW CORRECTIONAL FACILITY
1110 TIBBITTS DR.
OGDENSBURG, NY 13669
CLIENT: OFFICE OF GENERAL SERVICES

MARK	DATE	DESCRIPTION
▲	09/21/2021	ADDENDUM 01
	04/27/2021	BID DOCUMENTS
PROJECT NUMBER:	M3134 - E	
DESIGNED BY:	HJC	
DRAWN BY:	HJC	
FIELD CHECK:		
APPROVED:		

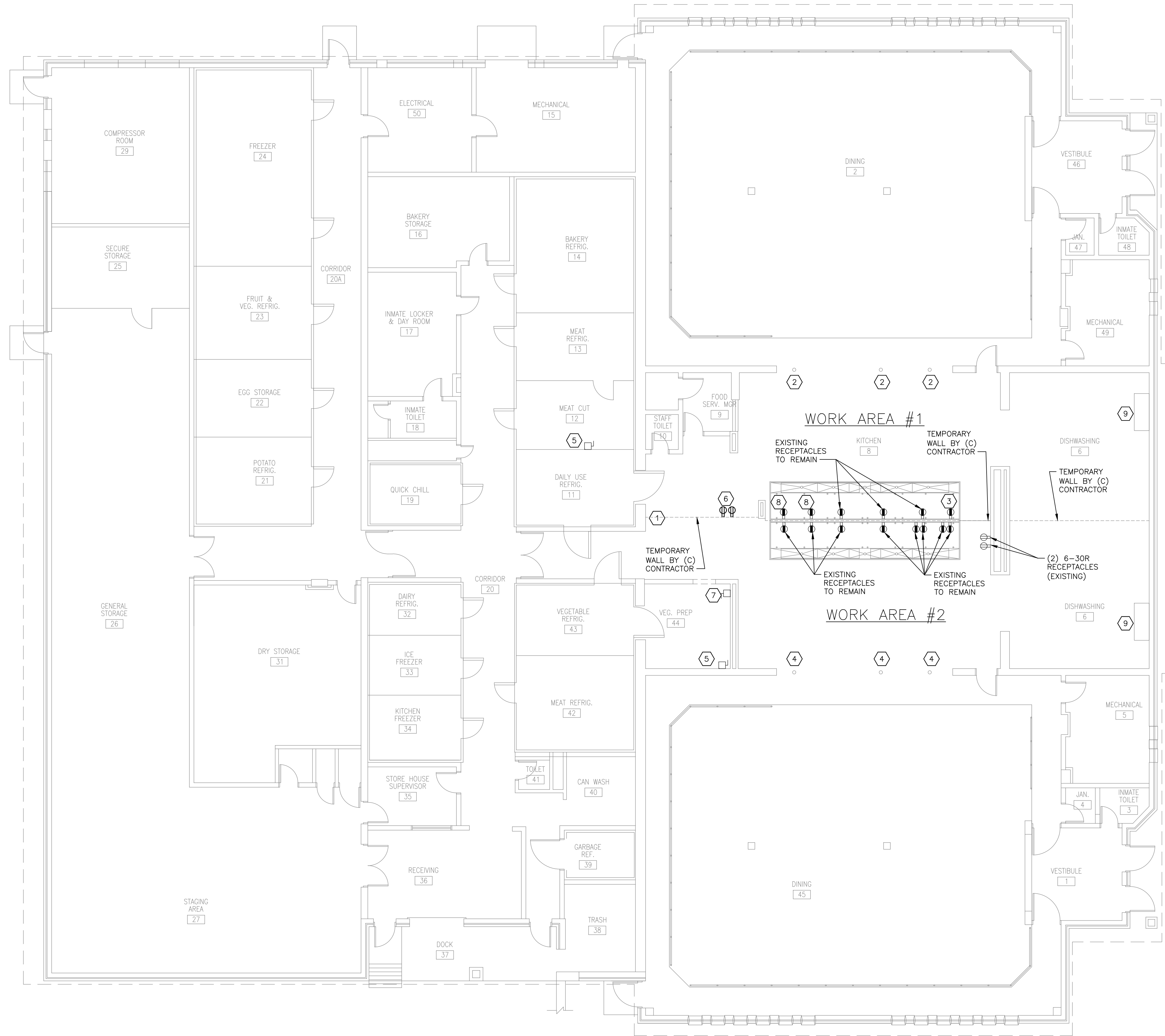
SHEET TITLE: EQUIPMENT RELOCATIONS
DRAWING NUMBER: E-100
SHEET 11 OF 12

Sep 20, 2021 - 1:20pm
C:\Users\Nvora\OneDrive - cabzasengineering.com\BCA\OS Projects\M3134 Riverview CF Kitchen Floor\BID Documents\M3134-E-100.dwg
36x24 PLOT SHEET

REFERENCE NORTH



Sep 20, 2021 - 1:21 pm
 C:\Users\hewer\OneDrive - cobezasengineering.com\BCA\005 Projects\M3134 - Riverview CF Kitchen Floor\Bid Documents\M3134-E-101.dwg
 36x24 PLOT SHEET



KITCHEN PLAN
 SCALE: 1/8" = 1'-0"

1

GENERAL NOTE:

REFER TO WORK AREA PLAN 2 ON G-002 FOR WORK AREAS.

ALL ELECTRICAL WORK SHALL COMPLY WITH NEC/NFPA 70-2017 EDITION THAT IS REFERENCED BY THE 2020 BCNYS.

**WORK AREA 1
 ELECTRICAL NOTES:**

- 1 HARDWIRED ICE MACHINE. DISCONNECT AND RELOCATE TO LOCATION DETERMINED BY THE DIRECTOR'S REPRESENTATIVE FOR THE DURATION OF CONSTRUCTION AND RECONNECT AT ORIGINAL LOCATION UPON COMPLETION OF CONSTRUCTION.
- 2 EXISTING CONDUIT THROUGH FLOOR FOR SERVING/STEAM TABLES. DISCONNECT WIRING AND CONDUIT FOR THE DURATION OF THE FLOOR INSTALLATION AND RECONNECT UPON COMPLETION OF CONSTRUCTION IN WORK AREA.
- 3 A STEAM KETTLE MUST REPLACE A SKITTLE ON THE SIDE OF THE KITCHEN IN OPERATION.

**WORK AREA 2
 ELECTRICAL NOTES:**

- 4 EXISTING CONDUIT THROUGH FLOOR SERVING/STEAM TABLES. DISCONNECT WIRING AND CONDUIT FOR THE DURATION OF FLOOR INSTALLATION AND RECONNECT UPON COMPLETION OF CONSTRUCTION IN WORK AREA.
- 5 RELOCATE MIXER (FROM VEGETABLE PREP) TO MEAT CUT (ROOM 12) FOR DURATION OF CONSTRUCTION IN WORK AREA 2. UTILIZE EXISTING 30A DISCONNECT.
- 6 PROVIDE TWO (2) TEMPORARY NEMA 6-30R RECEPTACLES (30A/250V/1Ø/3W), USING (3) #10, (1) #10G CONDUCTORS, FOR TOASTERS IN THE PARTITION WALL. UPON COMPLETION OF CONSTRUCTION IN THE WORK AREA, REMOVE THE TEMPORARY RECEPTACLES AND ENSURE THE ORIGINAL RECEPTACLES ARE IN WORKING ORDER. THE ORIGINAL RECEPTACLES AND WIRING MAY BE USED.
- 7 VEGETABLE PEELER. DISCONNECT FOR THE DURATION OF CONSTRUCTION IN WORK AREA AND RECONNECT UPON COMPLETION OF CONSTRUCTION IN WORK AREA.
- 8 (2) OVENS MUST BE MOVED TO THE OTHER SIDE.
- 9 DISCONNECT POWER FROM DISHWASHER AND BOOSTER HEATER WHEN WORKING ON ASSOCIATED WORK AREA, RECONNECT POWER AFTER NEW FLOOR IS INSTALLED.

DESIGN & CONSTRUCTION

CONSULTANT



Barnier, Carr & Associates, Engineers, Architects and Land Surveyors, P.C.



CABEZAS ENGINEERING, PLLC
 New York State Certified MBE Firm
 Mechanical, Electrical and Plumbing Engineering

COMPLIANCE STATEMENT:
 TO THE BEST OF MY KNOWLEDGE, BELIEF AND PROFESSIONAL JUDGEMENT, THESE PLANS AND SPECIFICATIONS ARE IN COMPLIANCE WITH THE 2020 INTERNATIONAL ENERGY CODE (IECC 2020) AS ADOPTED WITH AMENDMENTS BY THE 2020 NEW YORK STATE ENERGY CONSERVATION CONSTRUCTION CODE. (NYSECC 2020)

WARNING:
 THE ALTERATION OF THIS MATERIAL IN ANY WAY, UNLESS DONE UNDER THE DIRECTION OF A COMPARABLE PROFESSIONAL, I.E. ARCHITECT FOR AN ARCHITECT, ENGINEER FOR AN ENGINEER OR LANDSCAPE ARCHITECT FOR A LANDSCAPE ARCHITECT, IS A VIOLATION OF THE NEW YORK STATE EDUCATION LAW AND/OR REGULATIONS AND IS A CLASS "A" MISDEMEANOR.



CONTRACT:	ELECTRICAL
TITLE:	REPLACE QUARRY TILE FLOOR, KITCHEN & DISHWASH AREA BUILDING 12
LOCATION:	RIVERVIEW CORRECTIONAL FACILITY 1110 TIBBITTS DR. OGDENSBURG, NY 13669
CLIENT:	OFFICE OF GENERAL SERVICES

MARK	DATE	DESCRIPTION
▲	09/21/2021	ADDENDUM 01
	04/27/2021	BID DOCUMENTS
PROJECT NUMBER:	M3134 - E	
DESIGNED BY:	HJC	
DRAWN BY:	HJC	
FIELD CHECK:		
APPROVED:		
SHEET TITLE:	KITCHEN PLAN	
DRAWING NUMBER:	E-101	
SHEET	12	OF 12